

### HOPE INDEX

As far as you are concerned, do you think that 2024 will be better, worse or the same as 2023?

OPTIMISTS: 39/PESSIMISTS: 26/NEUTRALS: 28

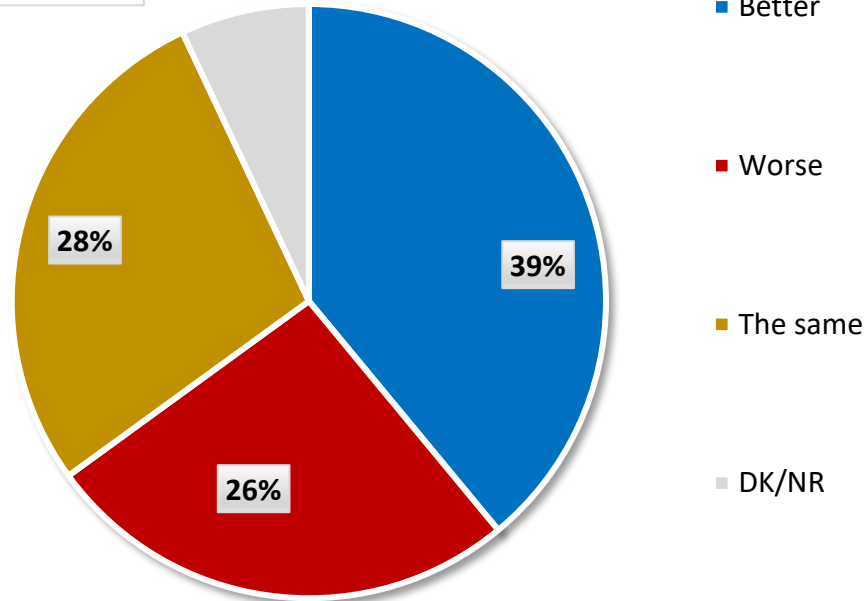
GLOBAL HOPE INDEX (OPTIMISTS MINUS PESSIMISTS): +13

**Definitions:**

Optimists = Better

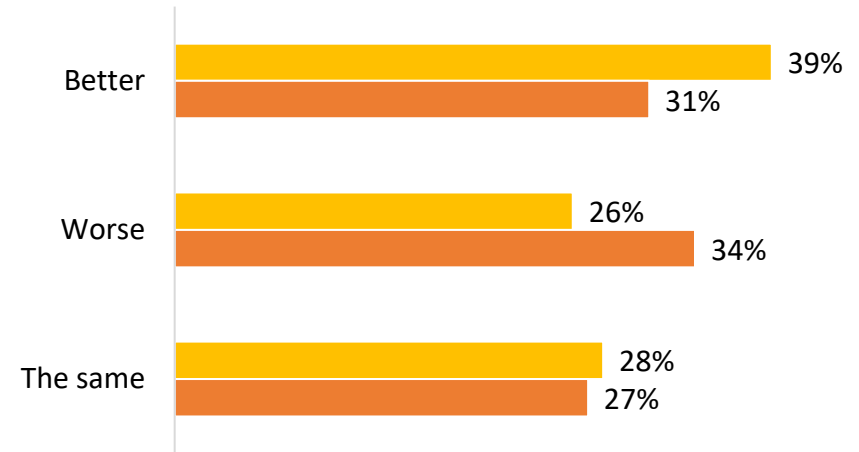
Pessimists = Worse

Neutrals = The same



GLOBAL HOPE INDEX AT THE END OF 2023: +13

GLOBAL HOPE INDEX AT THE END OF 2022: -3

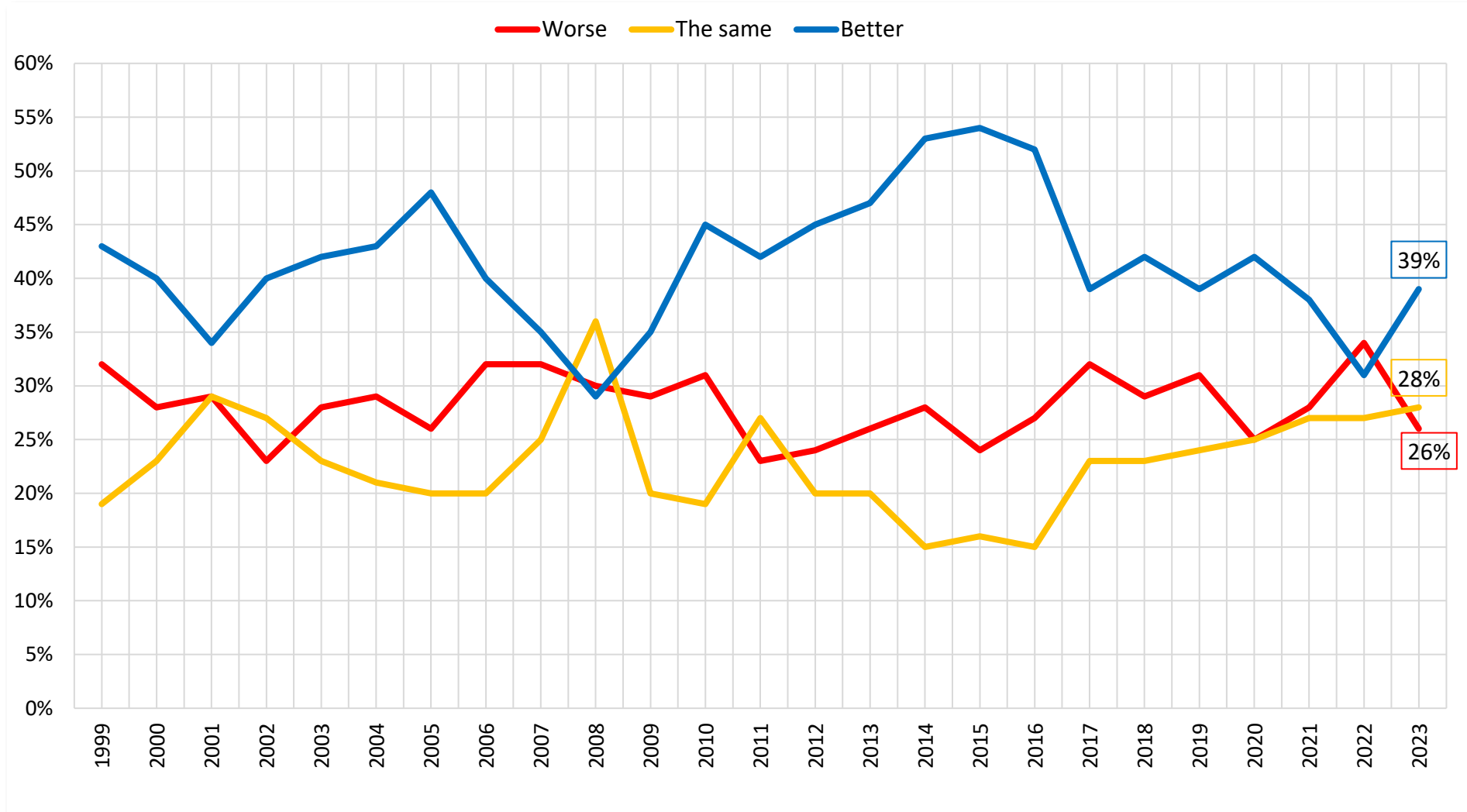


| TOP 5 OPTIMISTS<br>(OPTIMISTS MINUS PESSIMISTS) | TOP 5 PESSIMISTS<br>(OPTIMISTS MINUS PESSIMISTS) |
|---|--|
| SAUDI ARABIA: +82                               | BOSNIA AND HERZEGOVINA: -45                      |
| INDONESIA: +61                                  | ITALY: -22                                       |
| KOSOVO: +52                                     | SERBIA: -21                                      |
| AFGHANISTAN/INDIA: +47                          | BULGARIA: -20                                    |
| ALBANIA: +46                                    | PORTUGAL: -15                                    |

**HOPE INDEX**

*As far as you are concerned, do you think that next year will be better, worse or the same as the current?*

*At the end of each year*



**Definitions:**  
 Optimists = Better  
 Pessimists = Worse  
 Neutrals = The same

**HOPE INDEX**

*As far as you are concerned, do you think that 2024 will be better, worse or the same as 2023?*

*(Countries presented in alphabetical order)*

| Country               | Optimists  | Pessimists | Neutrals   | DK/NR     | NET Score  | Country           | Optimists | Pessimists | Neutrals | DK/NR | NET Score  |
|-----------------------|------------|------------|------------|-----------|------------|-------------------|-----------|------------|----------|-------|------------|
| <b>Global Average</b> | <b>39%</b> | <b>26%</b> | <b>28%</b> | <b>7%</b> | <b>+13</b> | MEXICO            | 62%       | 25%        | 4%       | 8%    | <b>+37</b> |
| AFGHANISTAN           | 55%        | 8%         | 16%        | 21%       | <b>+47</b> | MOLDOVA           | 51%       | 19%        | 21%      | 9%    | <b>+32</b> |
| ALBANIA               | 57%        | 11%        | 32%        | *         | <b>+46</b> | NIGERIA           | 40%       | 26%        | 32%      | 2%    | <b>+14</b> |
| ARGENTINA             | 42%        | 24%        | 16%        | 18%       | <b>+18</b> | PAKISTAN          | 41%       | 36%        | 14%      | 9%    | <b>+5</b>  |
| ARMENIA               | 48%        | 18%        | 18%        | 16%       | <b>+30</b> | PERU              | 28%       | 30%        | 32%      | 10%   | <b>-2</b>  |
| AUSTRIA               | 23%        | 32%        | 41%        | 4%        | <b>-9</b>  | PHILIPPINES       | 46%       | 5%         | 38%      | 11%   | <b>+41</b> |
| AZERBAIJAN            | 52%        | 18%        | 25%        | 5%        | <b>+34</b> | POLAND            | 20%       | 32%        | 33%      | 15%   | <b>-12</b> |
| BOSNIA & HERZEGOVINA  | 11%        | 56%        | 29%        | 4%        | <b>-45</b> | PORTUGAL          | 29%       | 44%        | 24%      | 4%    | <b>-15</b> |
| BULGARIA              | 18%        | 38%        | 31%        | 13%       | <b>-20</b> | ROMANIA           | 41%       | 32%        | 22%      | 5%    | <b>+9</b>  |
| CANADA                | 32%        | 32%        | 29%        | 6%        | <b>0</b>   | RUSSIA            | 19%       | 28%        | 32%      | 21%   | <b>-9</b>  |
| ECUADOR               | 38%        | 25%        | 32%        | 5%        | <b>+13</b> | SAUDI ARABIA      | 84%       | 2%         | 9%       | 4%    | <b>+82</b> |
| GEORGIA               | 51%        | 16%        | 21%        | 12%       | <b>+35</b> | SERBIA            | 19%       | 40%        | 38%      | 2%    | <b>-21</b> |
| GERMANY               | 27%        | 34%        | 34%        | 5%        | <b>-7</b>  | REPUBLIC OF KOREA | 18%       | 21%        | 60%      | 2%    | <b>-3</b>  |
| HONG KONG             | 32%        | 33%        | 30%        | 5%        | <b>-1</b>  | SPAIN             | 31%       | 37%        | 29%      | 2%    | <b>-6</b>  |
| INDIA                 | 63%        | 16%        | 16%        | 4%        | <b>+47</b> | SWEDEN            | 35%       | 23%        | 36%      | 6%    | <b>+12</b> |
| INDONESIA             | 64%        | 3%         | 28%        | 4%        | <b>+61</b> | SWITZERLAND       | 35%       | 25%        | 35%      | 5%    | <b>+10</b> |
| IRAN                  | 32%        | 26%        | 38%        | 4%        | <b>+6</b>  | SYRIA             | 28%       | 42%        | 29%      | 1%    | <b>-14</b> |
| ITALY                 | 15%        | 37%        | 46%        | 2%        | <b>-22</b> | THAILAND          | 33%       | 22%        | 43%      | 2%    | <b>+11</b> |
| KAZAKHSTAN            | 41%        | 13%        | 31%        | 15%       | <b>+28</b> | UKRAINE           | 51%       | 17%        | 24%      | 8%    | <b>+34</b> |
| KENYA                 | 39%        | 40%        | 16%        | 4%        | <b>-1</b>  | USA               | 39%       | 33%        | 23%      | 5%    | <b>+6</b>  |
| KOSOVO                | 68%        | 16%        | 13%        | 4%        | <b>+52</b> |                   |           |            |          |       |            |
| MALAYSIA              | 47%        | 24%        | 27%        | 2%        | <b>+23</b> |                   |           |            |          |       |            |

*Minor deviations due to rounding are possible*

**HOPE INDEX – Heavy weight countries**

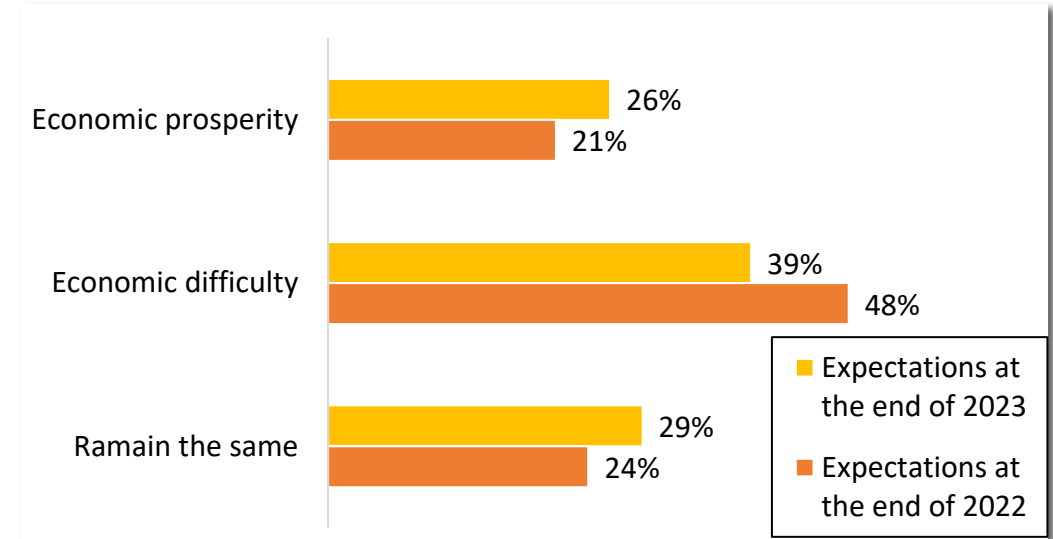
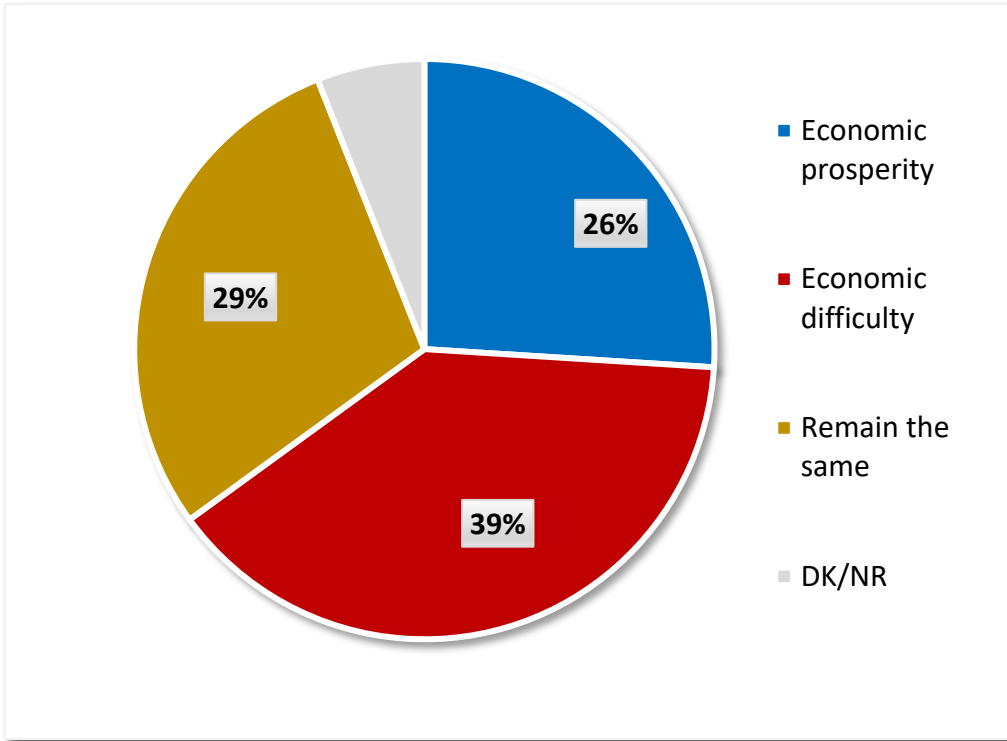
*As far as you are concerned, do you think that next year will be better, worse or the same as the current?*

*(Countries presented in alphabetical order)*

| Country | HOPE INDEX 2023 | HOPE INDEX 2022 | HOPE INDEX 2021 | HOPE INDEX 2020 | HOPE INDEX 2019 | HOPE INDEX 2018 | HOPE INDEX 2017 | HOPE INDEX 2016 | HOPE INDEX 2015 |
|---------|-----------------|-----------------|-----------------|-----------------|-----------------|-----------------|-----------------|-----------------|-----------------|
| GERMANY | -7              | -19             | +3              | +20             | +15             | +14             | +12             | +7              | +2              |
| INDIA   | +47             | +32             | +30             | +57             | +42             | +64             | +51             | +55             | +47             |
| RUSSIA  | -9              | -14             | -13             | -13             | +2              | -3              | +8              | +14             | +32             |
| USA     | +6              | +10             | +18             | +43             | +23             | +32             | +21             | +11             | +15             |

**ECONOMIC PROSPERITY**

*Compared to this year, in your opinion, will next year be a year of economic prosperity, economic difficulty or remain the same for your country?*

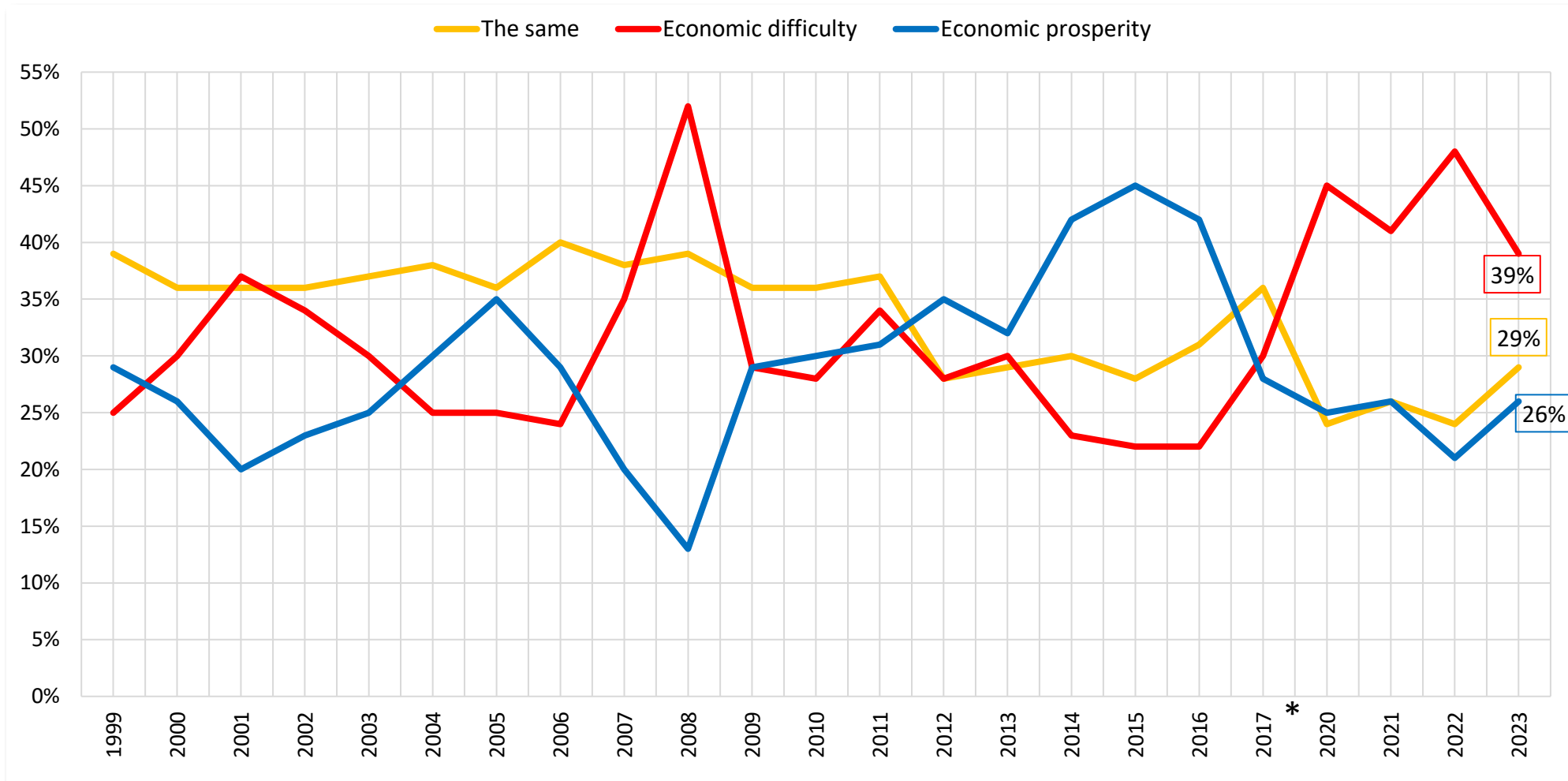


| TOP 5 ANSWERS<br>"ECONOMIC PROSPERITY" | TOP 5 ANSWERS<br>"ECONOMIC DIFFICULTY" |
|--|--|
| SAUDI ARABIA: 82%                      | PORTUGAL: 63%                          |
| MEXICO: 58%                            | BOSNIA AND HERZEGOVINA: 62%            |
| ALBANIA: 54%                           | GERMANY: 61%                           |
| INDONESIA: 53%                         | SYRIA: 58%                             |
| AFGHANISTAN: 50%                       | AUSTRIA: 56%                           |

**ECONOMIC PROSPERITY**

*Compared to this year, in your opinion, will next year be a year of economic prosperity, economic difficulty or remain the same for your country?*

*At the end of each year*



\*The question was not asked at the end of 2018 and 2019

**ECONOMIC PROSPERITY**

*Compared to this year, in your opinion, will next year be a year of economic prosperity, economic difficulty or remain the same for your country?*

*(Countries presented in alphabetical order)*

| Country               | Prosperity | Difficulty | The same   | DK/NR     |
|-----------------------|------------|------------|------------|-----------|
| <b>Global Average</b> | <b>26%</b> | <b>39%</b> | <b>29%</b> | <b>6%</b> |
| AFGHANISTAN           | 50%        | 31%        | 9%         | 10%       |
| ALBANIA               | 54%        | 12%        | 34%        | *         |
| ARGENTINA             | 29%        | 51%        | 12%        | 8%        |
| ARMENIA               | 36%        | 29%        | 24%        | 11%       |
| AUSTRIA               | 7%         | 56%        | 35%        | 3%        |
| AZERBAIJAN            | 46%        | 24%        | 24%        | 6%        |
| BOSNIA & HERZEGOVINA  | 10%        | 62%        | 28%        | *         |
| BULGARIA              | 10%        | 49%        | 29%        | 12%       |
| CANADA                | 14%        | 50%        | 33%        | 4%        |
| ECUADOR               | 33%        | 31%        | 32%        | 3%        |
| GEORGIA               | 35%        | 18%        | 34%        | 12%       |
| GERMANY               | 7%         | 61%        | 28%        | 4%        |
| HONG KONG             | 19%        | 52%        | 25%        | 4%        |
| INDIA                 | 33%        | 33%        | 28%        | 7%        |
| INDONESIA             | 53%        | 6%         | 35%        | 7%        |
| IRAN                  | 29%        | 23%        | 43%        | 4%        |
| ITALY                 | 8%         | 49%        | 41%        | 2%        |
| KAZAKHSTAN            | 30%        | 22%        | 34%        | 14%       |
| KENYA                 | 32%        | 44%        | 22%        | 3%        |
| KOSOVO                | 46%        | 31%        | 18%        | 6%        |
| MALAYSIA              | 30%        | 41%        | 27%        | 2%        |

| Country           | Prosperity | Difficulty | The same | DK/NR |
|-------------------|------------|------------|----------|-------|
| MEXICO            | 58%        | 31%        | 6%       | 5%    |
| MOLDOVA           | 26%        | 27%        | 39%      | 8%    |
| NIGERIA           | 34%        | 35%        | 28%      | 3%    |
| PAKISTAN          | 41%        | 33%        | 17%      | 10%   |
| PERU              | 21%        | 26%        | 46%      | 7%    |
| PHILIPPINES       | 30%        | 13%        | 49%      | 8%    |
| POLAND            | 6%         | 50%        | 31%      | 13%   |
| PORTUGAL          | 17%        | 63%        | 19%      | 2%    |
| ROMANIA           | 23%        | 55%        | 19%      | 3%    |
| RUSSIA            | 12%        | 39%        | 28%      | 20%   |
| SAUDI ARABIA      | 82%        | 4%         | 10%      | 4%    |
| SERBIA            | 16%        | 51%        | 30%      | 3%    |
| REPUBLIC OF KOREA | 16%        | 40%        | 43%      | 2%    |
| SPAIN             | 17%        | 52%        | 29%      | 2%    |
| SWEDEN            | 5%         | 54%        | 37%      | 4%    |
| SWITZERLAND       | 16%        | 41%        | 39%      | 5%    |
| SYRIA             | 16%        | 58%        | 26%      | *     |
| THAILAND          | 26%        | 28%        | 44%      | 3%    |
| UKRAINE           | 15%        | 52%        | 29%      | 4%    |
| USA               | 23%        | 45%        | 29%      | 4%    |

*Minor deviations due to rounding are possible*

**ECONOMIC PROSPERITY - Heavy weight countries**

*Compared to this year, in your opinion, will next year be a year of economic prosperity, economic difficulty or remain the same for your country?*

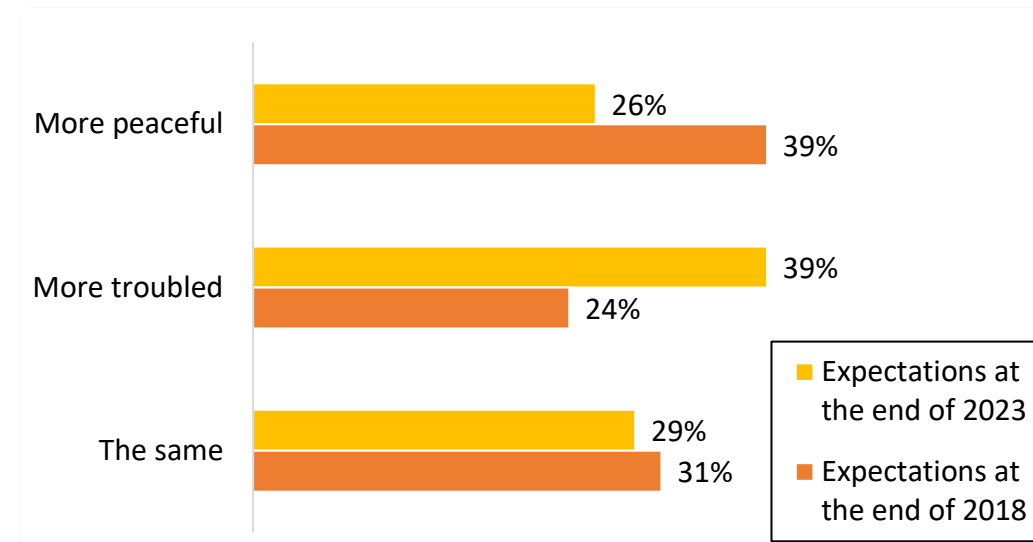
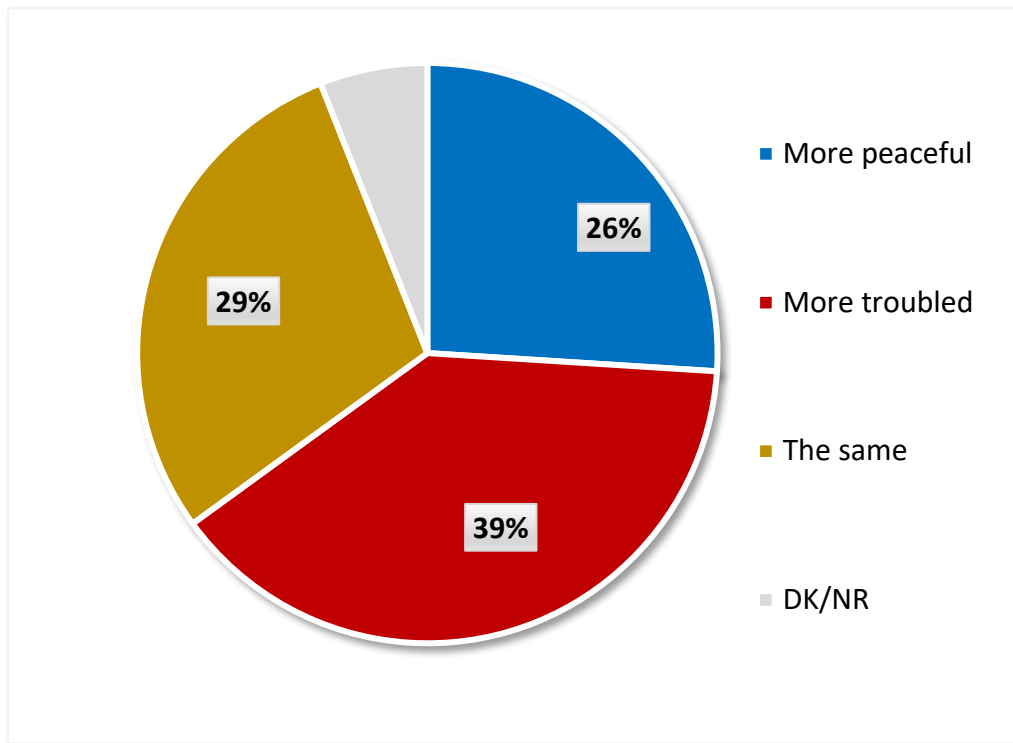
*(Countries presented in alphabetical order)*

| Country | ECONOMIC PROSPERITY 2023 | ECONOMIC PROSPERITY 2022 | ECONOMIC PROSPERITY 2021 | ECONOMIC PROSPERITY 2020 | ECONOMIC PROSPERITY 2017 | ECONOMIC PROSPERITY 2016 | ECONOMIC PROSPERITY 2015 |
|---------|--------------------------|--------------------------|--------------------------|--------------------------|--------------------------|--------------------------|--------------------------|
| GERMANY | <b>-54</b>               | <b>-64</b>               | <b>-43</b>               | <b>-43</b>               | <b>-5</b>                | <b>-24</b>               | <b>-37</b>               |
| INDIA   | <b>0</b>                 | <b>+1</b>                | <b>+17</b>               | <b>+32</b>               | <b>+46</b>               | <b>+54</b>               | <b>+44</b>               |
| RUSSIA  | <b>-27</b>               | <b>-34</b>               | <b>-42</b>               | <b>-41</b>               | <b>-16</b>               | <b>-14</b>               | <b>+6</b>                |
| USA     | <b>-22</b>               | <b>-23</b>               | <b>-22</b>               | <b>-17</b>               | <b>-3</b>                | <b>-2</b>                | <b>-3</b>                |



**OPTIMISM-PESSIMISM REGARDING GLOBAL PEACE**

*Do you expect the coming next 2024 to be for the world a more peaceful one, a more troubled one or the same?*



| TOP 5 ANSWERS "MORE PEACEFUL" | TOP 5 ANSWERS "MORE TROUBLED" |
|-------------------------------|-------------------------------|
| AFGHANISTAN/INDONESIA: 68%    | GERMANY: 70%                  |
| SAUDI ARABIA: 55%             | AUSTRIA: 66%                  |
| MOLDOVA: 54%                  | BOSNIA AND HERZEGOVINA: 62%   |
| KAZAKHSTAN: 48%               | SWEDEN: 60%                   |
| ALBANIA/PERU: 45%             | USA: 59%                      |

**OPTIMISM-PESSIMISM REGARDING GLOBAL PEACE**

*Do you expect the coming next 2024 to be for the world a more peaceful one, a more troubled one or the same?*

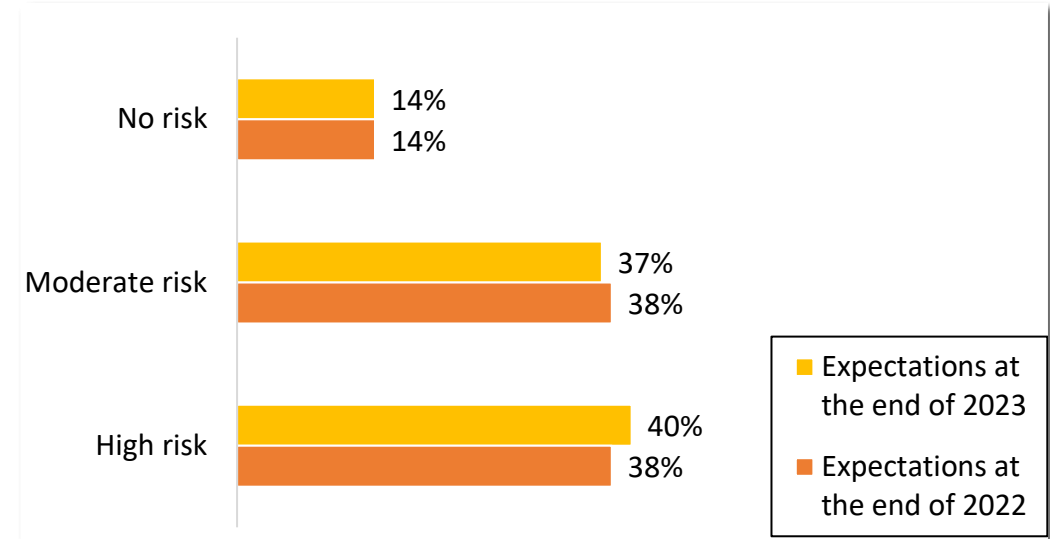
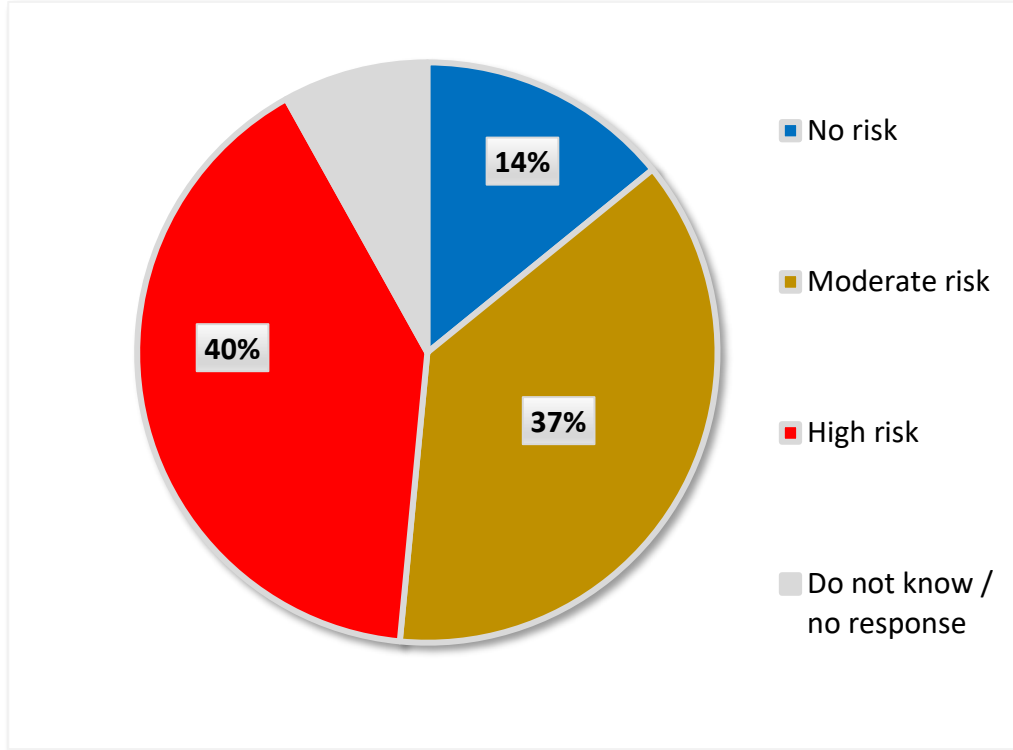
*(Countries presented in alphabetical order)*

| Country               | Peaceful   | Troubled   | The same   | DK/NR     |
|-----------------------|------------|------------|------------|-----------|
| <b>Global Average</b> | <b>26%</b> | <b>39%</b> | <b>29%</b> | <b>6%</b> |
| AFGHANISTAN           | 68%        | 13%        | 8%         | 11%       |
| ALBANIA               | 45%        | 20%        | 34%        | 1%        |
| ARGENTINA             | 20%        | 35%        | 32%        | 13%       |
| ARMENIA               | 36%        | 36%        | 20%        | 9%        |
| AUSTRIA               | 7%         | 66%        | 23%        | 4%        |
| AZERBAIJAN            | 28%        | 44%        | 22%        | 6%        |
| BOSNIA & HERZEGOVINA  | 9%         | 62%        | 24%        | 6%        |
| BULGARIA              | 9%         | 46%        | 33%        | 12%       |
| CANADA                | 14%        | 53%        | 28%        | 4%        |
| ECUADOR               | 42%        | 21%        | 30%        | 6%        |
| GERMANY               | 7%         | 70%        | 19%        | 4%        |
| HONG KONG             | 14%        | 52%        | 26%        | 8%        |
| INDIA                 | 33%        | 19%        | 47%        | 1%        |
| INDONESIA             | 68%        | 9%         | 18%        | 5%        |
| IRAN                  | 17%        | 42%        | 34%        | 7%        |
| ITALY                 | 11%        | 41%        | 45%        | 2%        |
| KAZAKHSTAN            | 48%        | 19%        | 26%        | 8%        |
| KENYA                 | 35%        | 27%        | 35%        | 2%        |
| KOSOVO                | 33%        | 42%        | 15%        | 10%       |
| MALAYSIA              | 34%        | 38%        | 26%        | 2%        |

| Country           | Peaceful | Troubled | The same | DK/NR |
|-------------------|----------|----------|----------|-------|
| MEXICO            | 13%      | 40%      | 43%      | 4%    |
| MOLDOVA           | 54%      | 20%      | 23%      | 4%    |
| NIGERIA           | 31%      | 29%      | 38%      | 3%    |
| PAKISTAN          | 36%      | 34%      | 18%      | 12%   |
| PERU              | 45%      | 20%      | 30%      | 5%    |
| PHILIPPINES       | 31%      | 12%      | 50%      | 7%    |
| POLAND            | 12%      | 57%      | 23%      | 8%    |
| PORTUGAL          | 31%      | 44%      | 23%      | 3%    |
| ROMANIA           | 24%      | 57%      | 16%      | 4%    |
| RUSSIA            | 12%      | 35%      | 29%      | 24%   |
| SAUDI ARABIA      | 55%      | 13%      | 26%      | 6%    |
| SERBIA            | 13%      | 50%      | 32%      | 4%    |
| REPUBLIC OF KOREA | 6%       | 56%      | 37%      | 1%    |
| SPAIN             | 7%       | 58%      | 32%      | 2%    |
| SWEDEN            | 3%       | 60%      | 34%      | 2%    |
| SWITZERLAND       | 18%      | 53%      | 26%      | 3%    |
| SYRIA             | 20%      | 49%      | 30%      | 1%    |
| THAILAND          | 28%      | 23%      | 47%      | 2%    |
| UKRAINE           | 26%      | 33%      | 36%      | 4%    |
| USA               | 13%      | 59%      | 22%      | 6%    |

*Minor deviations due to rounding are possible*

*In your opinion what is the risk of use of nuclear weapon nowadays - no risk, a moderate one or a high risk?*



| TOP 5 Calm countries           | TOP 5 Anxious countries       |
|--------------------------------|-------------------------------|
| IRAN: <b>33%</b>               | INDONESIA/NIGERIA: <b>72%</b> |
| ARMENIA: <b>30%</b>            | ECUADOR/SYRIA: <b>69%</b>     |
| PAKISTAN: <b>29%</b>           | ARGENTINA: <b>68%</b>         |
| UKRAINE: <b>28%</b>            | ITALY: <b>67%</b>             |
| GEORGIA/AZERBAIJAN: <b>26%</b> | KENYA: <b>65%</b>             |

*Minor deviations due to rounding are possible*

***In your opinion what is the risk of use of nuclear weapon nowadays - no risk, a moderate one or a high risk?***

*(Countries presented in alphabetical order)*

| Country               | No risk    | Moderate risk | High risk  | DK/NR     |
|-----------------------|------------|---------------|------------|-----------|
| <b>Global Average</b> | <b>14%</b> | <b>37%</b>    | <b>40%</b> | <b>8%</b> |
| AFGHANISTAN           | 24%        | 14%           | 44%        | 17%       |
| ALBANIA               | 14%        | 40%           | 43%        | 3%        |
| ARGENTINA             | 4%         | 18%           | 68%        | 9%        |
| ARMENIA               | 30%        | 40%           | 17%        | 13%       |
| AUSTRIA               | 8%         | 56%           | 31%        | 5%        |
| AZERBAIJAN            | 26%        | 34%           | 18%        | 22%       |
| BOSNIA & HERZEGOVINA  | 14%        | 33%           | 49%        | 5%        |
| BULGARIA              | 12%        | 40%           | 26%        | 21%       |
| CANADA                | 6%         | 47%           | 40%        | 6%        |
| ECUADOR               | 8%         | 18%           | 69%        | 5%        |
| GEORGIA               | 26%        | 36%           | 30%        | 9%        |
| GERMANY               | 9%         | 56%           | 29%        | 5%        |
| HONG KONG             | 8%         | 51%           | 32%        | 9%        |
| INDIA                 | 19%        | 38%           | 32%        | 11%       |
| INDONESIA             | 8%         | 7%            | 72%        | 13%       |
| IRAN                  | 33%        | 47%           | 9%         | 10%       |
| ITALY                 | 4%         | 28%           | 67%        | 1%        |
| KAZAKHSTAN            | 15%        | 33%           | 36%        | 17%       |
| KENYA                 | 9%         | 22%           | 65%        | 5%        |
| KOSOVO                | 16%        | 19%           | 53%        | 12%       |

| Country           | No risk | Moderate risk | High risk | DK/NR |
|-------------------|---------|---------------|-----------|-------|
| MALAYSIA          | 8%      | 29%           | 62%       | 1%    |
| MEXICO            | 5%      | 31%           | 60%       | 4%    |
| MOLDOVA           | 20%     | 28%           | 41%       | 10%   |
| NIGERIA           | 6%      | 20%           | 72%       | 2%    |
| PAKISTAN          | 29%     | 21%           | 28%       | 22%   |
| PHILIPPINES       | 11%     | 27%           | 57%       | 6%    |
| POLAND            | 8%      | 55%           | 27%       | 10%   |
| PORTUGAL          | 3%      | 41%           | 53%       | 3%    |
| ROMANIA           | 8%      | 33%           | 55%       | 4%    |
| RUSSIA            | 11%     | 40%           | 20%       | 29%   |
| SERBIA            | 19%     | 45%           | 30%       | 7%    |
| REPUBLIC OF KOREA | 16%     | 54%           | 26%       | 3%    |
| SPAIN             | 10%     | 54%           | 33%       | 3%    |
| SWEDEN            | 23%     | 61%           | 7%        | 9%    |
| SWITZERLAND       | 12%     | 57%           | 27%       | 4%    |
| SYRIA             | 8%      | 22%           | 69%       | 1%    |
| THAILAND          | 23%     | 23%           | 46%       | 9%    |
| UKRAINE           | 28%     | 51%           | 17%       | 4%    |
| USA               | 9%      | 52%           | 34%       | 5%    |

*Minor deviations due to rounding are possible*