

# Gallup International Index of Imagined American Citizenship

**AMONG THE ‘IMAGINED AMERICAN CITIZENS’ IN THE WORLD**

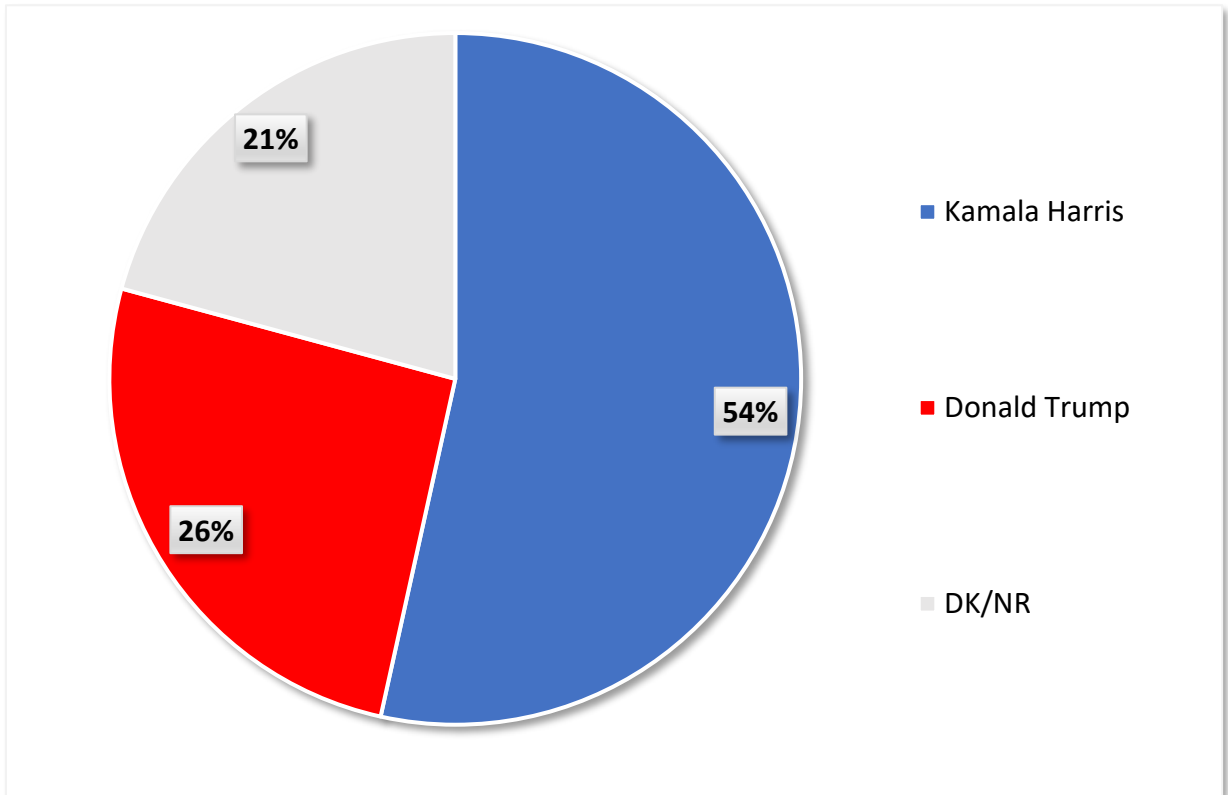
**HARRIS WINS BY A LANDSLIDE AGAINST TRUMP: 54% to 26%**

Findings from a global survey conducted among approximately 41,000 men and women in 43 countries situated in Western & Eastern Europe, Latin America, The Middle East, Far East and the rest of Asia.

**Disclaimer:** Gallup International Association or its members are not related to Gallup Inc., headquartered in Washington D.C. which is no longer a member of Gallup International Association. Gallup International Association does not accept responsibility for opinion polling other than its own. We require that our surveys be credited fully as Gallup International (not Gallup).

## US ELECTION 2024

*If you were to vote in the American election for President, who would you vote for?*



TOP 5 KAMALA HARRIS SUPPORTERS	TOP 5 DONALD TRUMP SUPPORTERS
DENMARK: <b>85%</b>	SERBIA: <b>59%</b>
FINLAND: <b>82%</b>	HUNGARY: <b>49%</b>
SWEDEN: <b>81%</b>	BULGARIA: <b>49%</b>
NORWAY: <b>81%</b>	KAZAKHSTAN: <b>44%</b>
NETHERLANDS: <b>74%</b>	SLOVENIA: <b>43%</b>

*Minor deviations due to rounding are possible*

# US ELECTION 2024

***If you were to vote in the American election for President, who would you vote for?***

*(Countries presented in alphabetical order)*

Country	Kamala Harris	Donald Trump	DK / NR
<b>Global Average</b>	<b>54%</b>	<b>26%</b>	<b>21%</b>
AUSTRIA	71%	16%	13%
BELGIUM	66%	19%	16%
BULGARIA	36%	49%	15%
CROATIA	50%	34%	16%
CZECH REPUBLIC	43%	37%	20%
DENMARK	85%	4%	10%
ESTONIA	53%	19%	28%
FINLAND	82%	7%	11%
FRANCE	62%	13%	25%
GEORGIA	22%	43%	35%
GERMANY	73%	13%	14%
GREECE	51%	33%	16%
HUNGARY	30%	49%	21%
INDONESIA	47%	34%	19%
IRAN	43%	19%	38%
IRAQ	38%	40%	22%
IRELAND	71%	14%	15%
ITALY	54%	18%	28%
JAPAN	56%	20%	24%

*Minor deviations due to rounding are possible*

***If you were to vote in the American election for President, who would you vote for?***

*(Countries presented in alphabetical order)*

Country	Kamala Harris	Donald Trump	DK / NR
KAZAKHSTAN	17%	44%	39%
SOUTH KOREA	71%	16%	13%
KOSOVO	55%	27%	17%
LATVIA	46%	21%	33%
LEBANON	57%	36%	6%
LITHUANIA	70%	14%	15%
MALAYSIA	60%	33%	7%
MEXICO	72%	16%	12%
MOLDOVA	28%	36%	36%
NETHERLANDS	74%	11%	15%
NORWAY	81%	7%	12%
PAKISTAN	24%	16%	59%
POLAND	56%	25%	20%
PORTUGAL	70%	19%	11%
ROMANIA	53%	33%	13%
RUSSIAN FEDERATION	12%	43%	45%
SERBIA	29%	59%	12%
SLOVAKIA REPUBLIC	38%	41%	20%
SLOVENIA	41%	43%	15%
SPAIN	66%	17%	16%

# US ELECTION 2024



***If you were to vote in the American election for President, who would you vote for?***

*(Countries presented in alphabetical order)*

Country	Kamala Harris	Donald Trump	DK / NR
SWEDEN	81%	9%	10%
SWITZERLAND	61%	25%	14%
SYRIA	48%	33%	19%
UNITED KINGDOM	58%	27%	15%

*Minor deviations due to rounding are possible*

## US ELECTION 2024

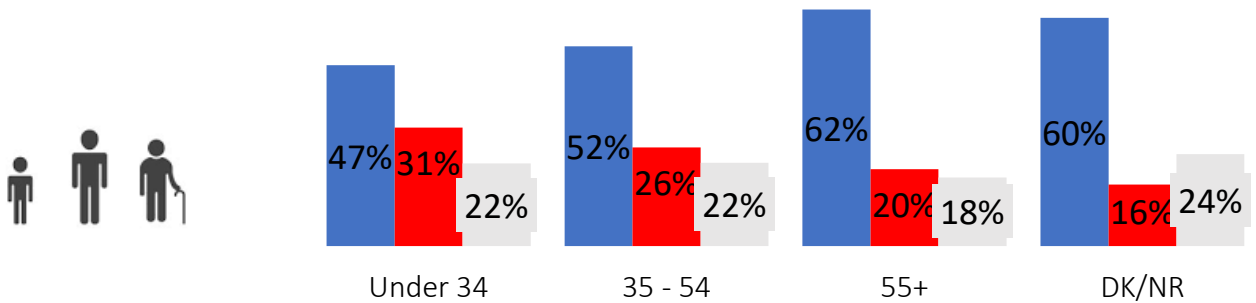
*If you were to vote in the American election for President, who would you vote for?*



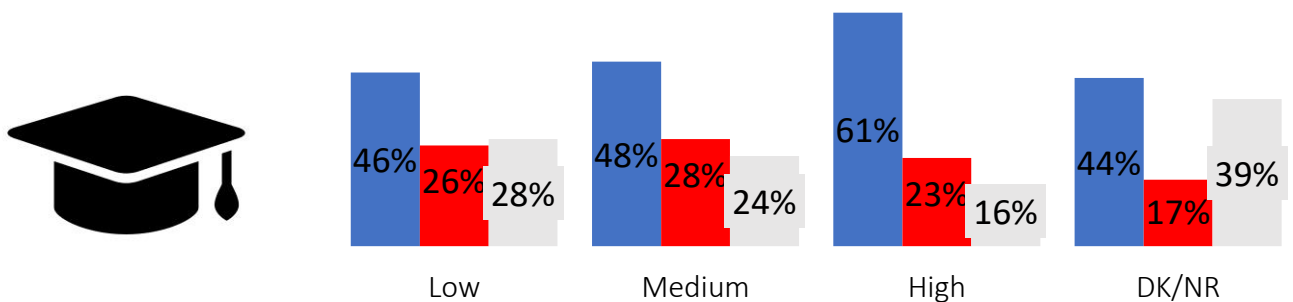
### By gender



### By age group



### By education group

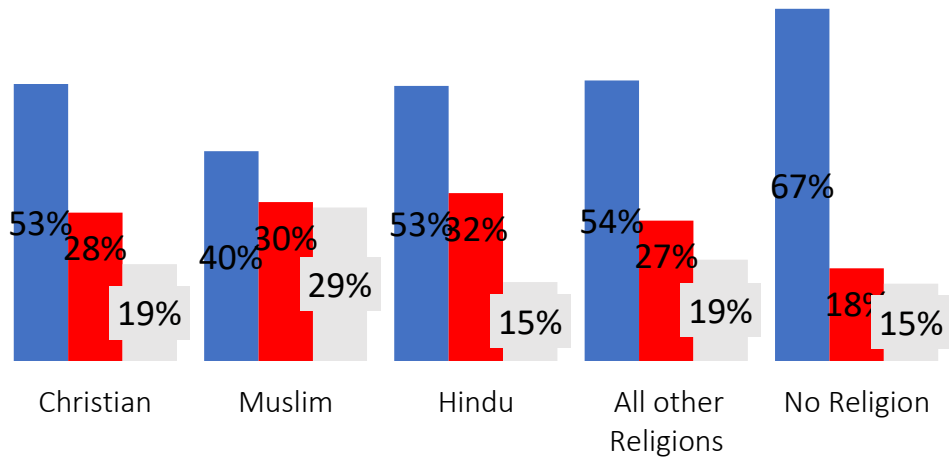


## US ELECTION 2024

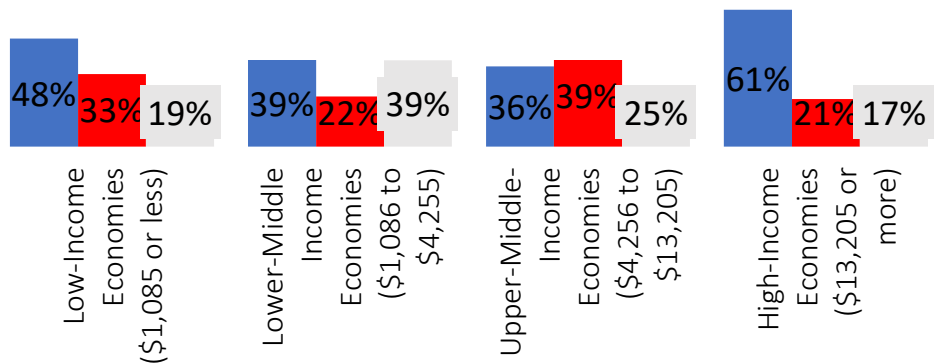
*If you were to vote in the American election for President, who would you vote for?*



### By religion group

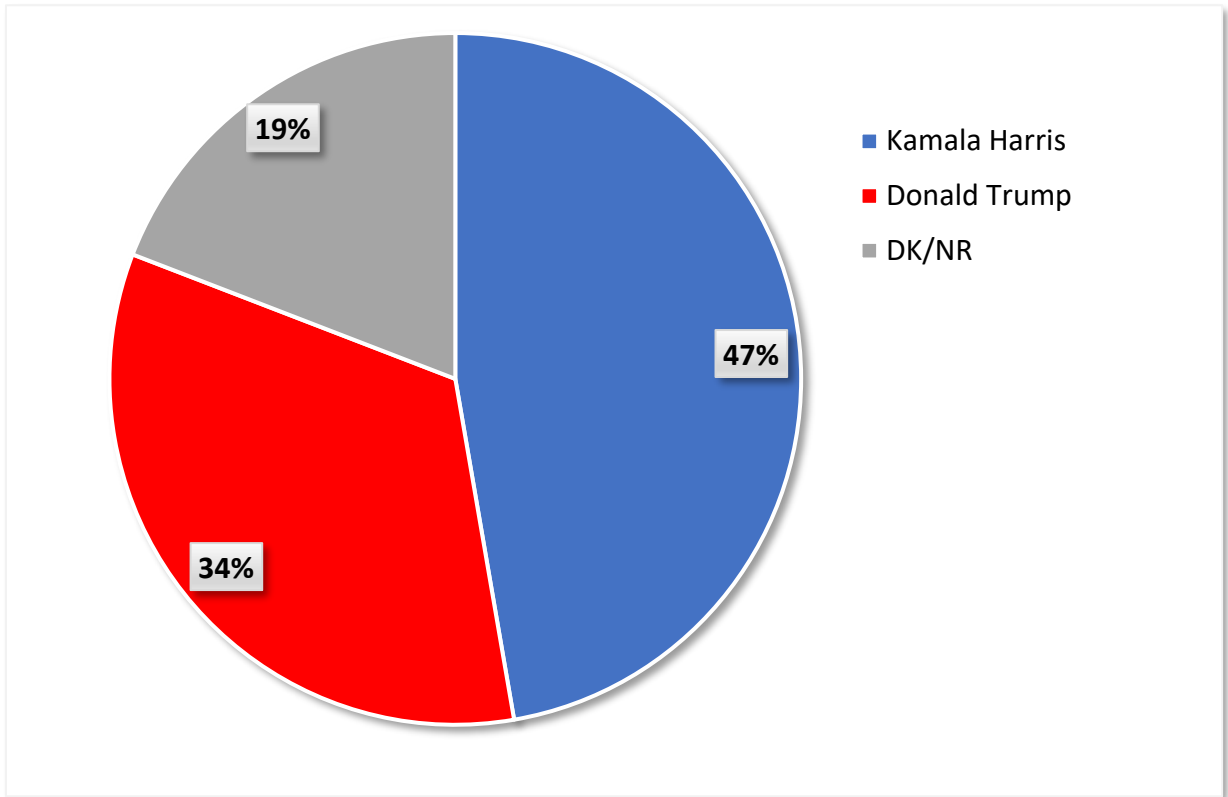


### By income group



## US ELECTION 2024

**Regardless of your personal preference which candidate for a US President to be elected, which one do you believe will be elected on the 5th of November?**



TOP 5 KAMALA HARRIS SUPPORTERS	TOP 5 DONALD TRUMP SUPPORTERS
LITHUANIA: <b>64%</b>	SERBIA: <b>56%</b>
LEBANON: <b>63%</b>	HUNGARY: <b>54%</b>
PORTUGAL: <b>62%</b>	IRAQ: <b>53%</b>
FINLAND: <b>61%</b>	KAZAKHSTAN: <b>49%</b>
DENMARK: <b>60%</b>	SYRIA: <b>49%</b>

*Minor deviations due to rounding are possible*



## US ELECTION 2024

**Regardless of your personal preference which candidate for a US President to be elected, which one do you believe will be elected on the 5th of November?**

*(Countries presented in alphabetical order)*

Country	Kamala Harris	Donald Trump	DK / NR
<b>Global Average</b>	<b>47%</b>	<b>34%</b>	<b>19%</b>
AUSTRIA	59%	24%	17%
BELGIUM	57%	25%	18%
BULGARIA	36%	46%	18%
CROATIA	48%	43%	9%
CZECH REPUBLIC	45%	41%	14%
DENMARK	60%	15%	24%
ESTONIA	50%	21%	29%
FINLAND	61%	17%	22%
FRANCE	53%	18%	29%
GEORGIA	24%	45%	31%
GERMANY	56%	24%	20%
GREECE	46%	40%	14%
HUNGARY	30%	54%	16%
INDONESIA	49%	37%	14%
IRAN	41%	45%	13%
IRAQ	41%	53%	6%
IRELAND	54%	28%	18%
ITALY	46%	28%	27%
JAPAN	50%	23%	27%

## US ELECTION 2024

**Regardless of your personal preference which candidate for a US President to be elected, which one do you believe will be elected on the 5th of November?**

*(Countries presented in alphabetical order)*

Country	Kamala Harris	Donald Trump	DK / NR
KAZAKHSTAN	18%	49%	32%
SOUTH KOREA	55%	31%	13%
KOSOVO	46%	46%	8%
LATVIA	45%	23%	32%
LEBANON	63%	34%	3%
LITHUANIA	64%	19%	17%
MALAYSIA	60%	38%	3%
MEXICO	56%	36%	9%
MOLDOVA	31%	37%	31%
NETHERLANDS	52%	25%	23%
NORWAY	53%	22%	26%
PAKISTAN	25%	25%	50%
POLAND	52%	28%	20%
PORTUGAL	62%	28%	11%
ROMANIA	52%	36%	12%
RUSSIAN FEDERATION	28%	45%	27%
SERBIA	36%	56%	8%
SLOVAKIA REPUBLIC	40%	46%	14%
SLOVENIA	39%	47%	15%
SPAIN	58%	28%	14%

## US ELECTION 2024

**Regardless of your personal preference which candidate for a US President to be elected, which one do you believe will be elected on the 5th of November?**

*(Countries presented in alphabetical order)*

Country	Kamala Harris	Donald Trump	DK / NR
SWEDEN	53%	26%	21%
SWITZERLAND	55%	32%	13%
SYRIA	41%	49%	9%
UNITED KINGDOM	45%	38%	18%

## US ELECTION 2024

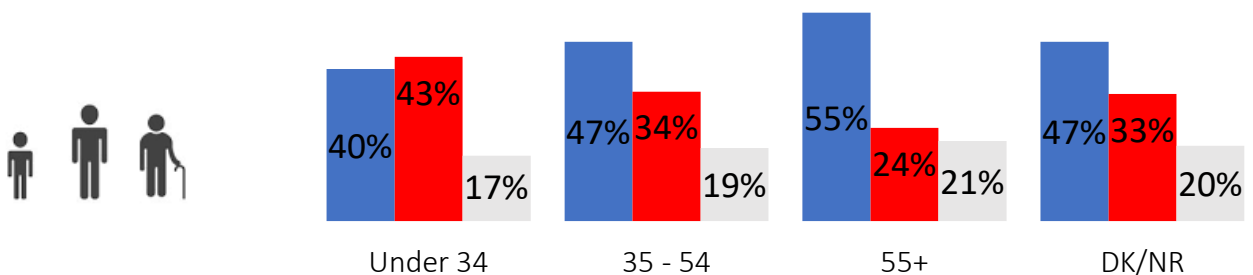
*Regardless of your personal preference which candidate for a US President to be elected, which one do you believe will be elected on the 5th of November?*



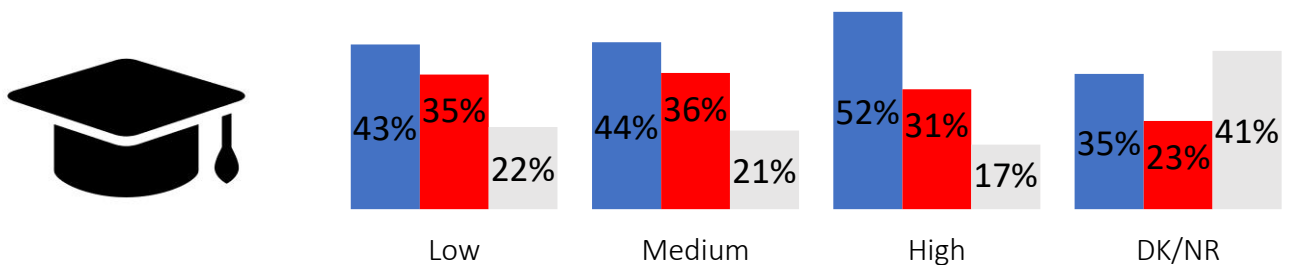
### By gender



### By age group



### By education group

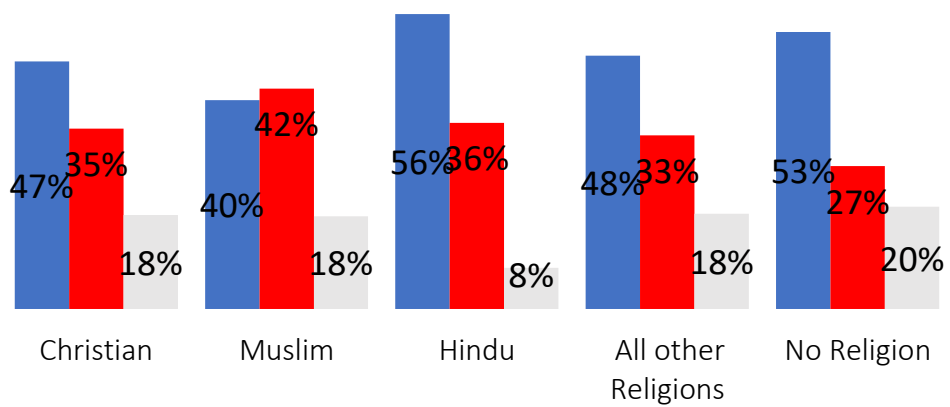


## US ELECTION 2024

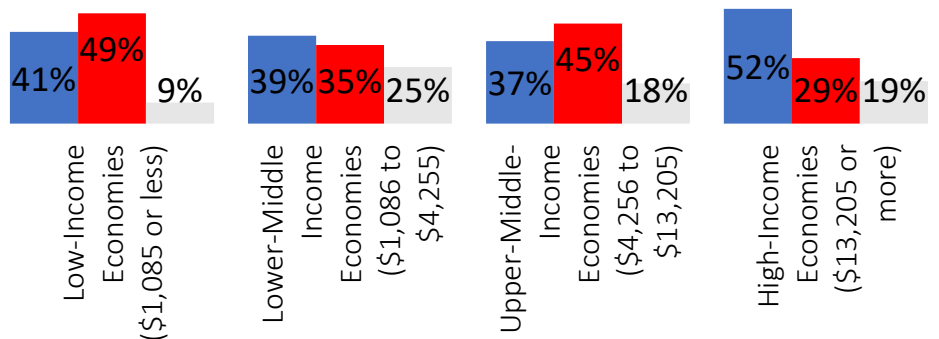
Regardless of your personal preference which candidate for a US President to be elected, which one do you believe will be elected on the 5th of November?



### By religion group

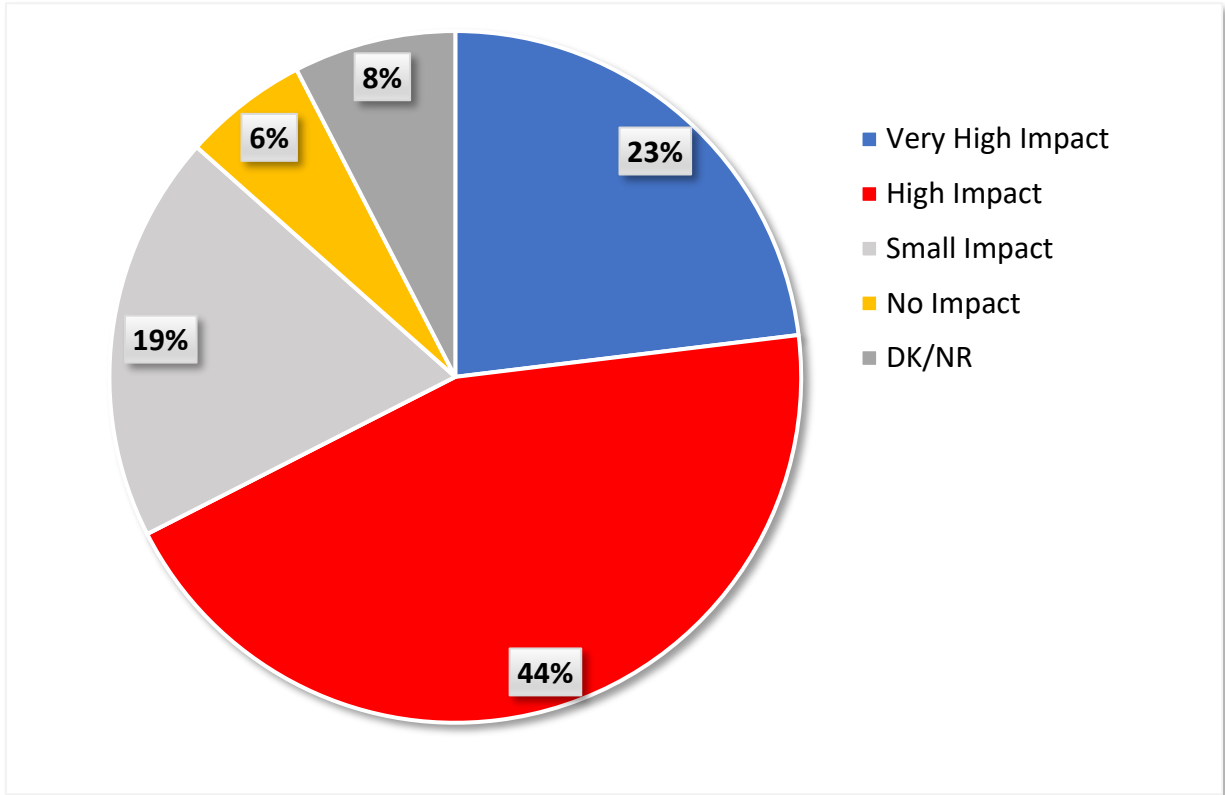


### By income group



**US ELECTION 2024**

**How much, in your view, is the impact of American election on your country, on issues such as economic progress, trade, peace etc. In other words, how much is the impact of American President on what happens in your country**



TOP 5 HIGHEST NET IMPACT	TOP 5 LOWEST NET IMPACT
SOUTH KOREA: <b>83%</b>	RUSSAIN FEDERATION: <b>-14%</b>
KOSOVO: <b>79%</b>	IRAN <b>-3%</b>
MEXICO: <b>77%</b>	FINLAND: <b>19%</b>
ITALY: <b>68%</b>	BULGARIA: <b>22%</b>
PORTUGAL: <b>65%</b>	CZECH REPUBLIC: <b>24%</b>

*Minor deviations due to rounding are possible*

## US ELECTION 2024

**How much, in your view, is the impact of American election on your country, on issues such as economic progress, trade, peace etc. In other words, how much is the impact of American President on what happens in your country**  
(Countries presented in alphabetical order)

Country	Very High Impact	High Impact	Small Impact	No Impact	DK / NR
<b>Global Average</b>	<b>23%</b>	<b>44%</b>	<b>19%</b>	<b>6%</b>	<b>8%</b>
AUSTRIA	13%	49%	28%	4%	6%
BELGIUM	17%	51%	21%	3%	9%
BULGARIA	17%	40%	24%	12%	6%
CROATIA	12%	48%	27%	7%	5%
CZECH REPUBLIC	13%	44%	27%	5%	12%
DENMARK	16%	56%	19%	1%	8%
ESTONIA	21%	46%	19%	2%	11%
FINLAND	9%	45%	32%	3%	10%
FRANCE	13%	46%	23%	5%	13%
GEORGIA	32%	33%	17%	5%	12%
GERMANY	23%	56%	14%	1%	6%
GREECE	22%	55%	14%	3%	6%
HUNGARY	14%	47%	26%	6%	6%
INDONESIA	30%	45%	14%	5%	5%
IRAN	19%	27%	31%	18%	5%
IRAQ	37%	28%	13%	22%	0%
IRELAND	18%	49%	23%	5%	6%
ITALY	29%	52%	12%	1%	6%
JAPAN	26%	50%	10%	3%	10%

## US ELECTION 2024

**How much, in your view, is the impact of American election on your country, on issues such as economic progress, trade, peace etc. In other words, how much is the impact of American President on what happens in your country?**  
*(Countries presented in alphabetical order)*

Country	Very High Impact	High Impact	Small Impact	No Impact	DK / NR
KAZAKHSTAN	18%	40%	13%	12%	17%
SOUTH KOREA	53%	35%	4%	1%	6%
KOSOVO	38%	48%	6%	2%	5%
LATVIA	25%	42%	17%	4%	12%
LEBANON	35%	34%	27%	4%	
LITHUANIA	20%	49%	18%	4%	9%
MALAYSIA	20%	55%	21%	4%	0%
MEXICO	67%	20%	7%	3%	2%
MOLDOVA	26%	38%	13%	11%	12%
NETHERLANDS	10%	57%	21%	2%	9%
NORWAY	14%	52%	20%	1%	13%
PAKISTAN	40%	24%	7%	16%	12%
POLAND	28%	47%	11%	2%	12%
PORTUGAL	37%	44%	13%	3%	4%
ROMANIA	29%	44%	13%	6%	7%
RUSSIAN FEDERATION	13%	28%	28%	28%	4%
SERBIA	18%	56%	22%	3%	2%
SLOVAKIA REPUBLIC	16%	46%	20%	6%	12%
SLOVENIA	16%	50%	26%	3%	5%
SPAIN	12%	49%	28%	3%	8%



## US ELECTION 2024

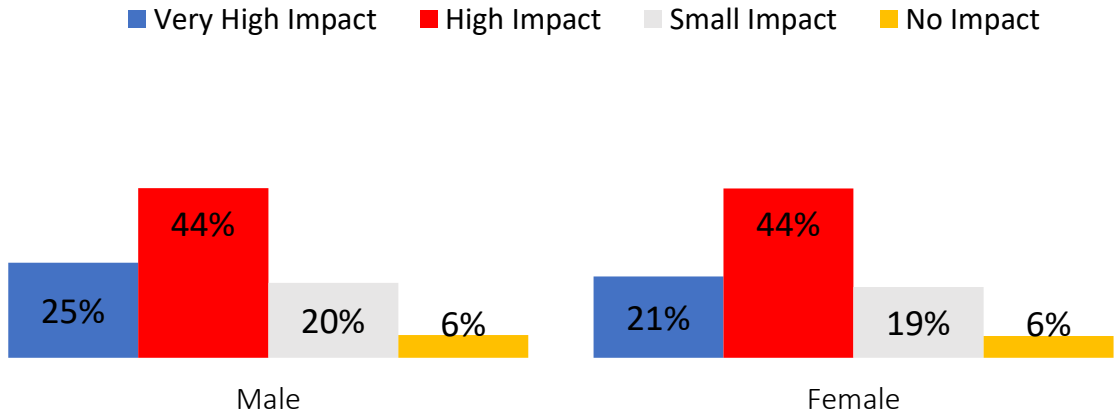
**How much, in your view, is the impact of American election on your country, on issues such as economic progress, trade, peace etc. In other words, how much is the impact of American President on what happens in your country**  
*(Countries presented in alphabetical order)*

Country	Very High Impact	High Impact	Small Impact	No Impact	DK / NR
SWEDEN	24%	57%	16%	0%	3%
SWITZERLAND	14%	45%	29%	5%	7%
SYRIA	28%	40%	21%	11%	1%
UNITED KINGDOM	17%	47%	26%	5%	6%

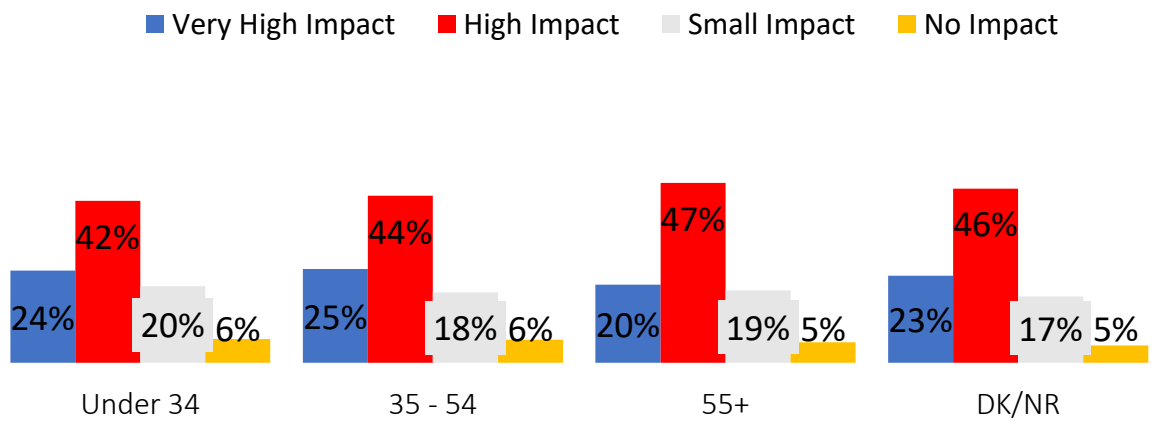
## US ELECTION 2024

*How much, in your view, is the impact of American election on your country, on issues such as economic progress, trade, peace etc. In other words, how much is the impact of American President on what happens in your country*

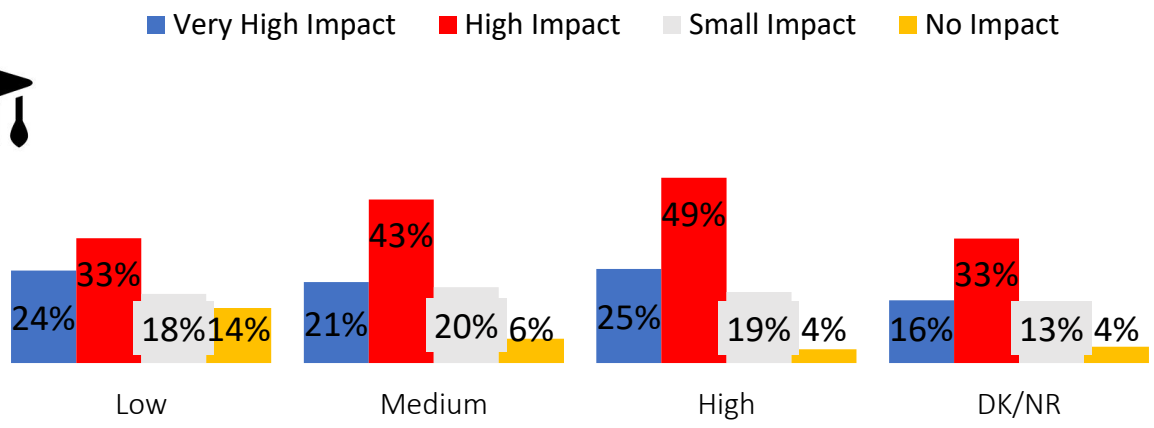
### By gender



### By age group



### By education group

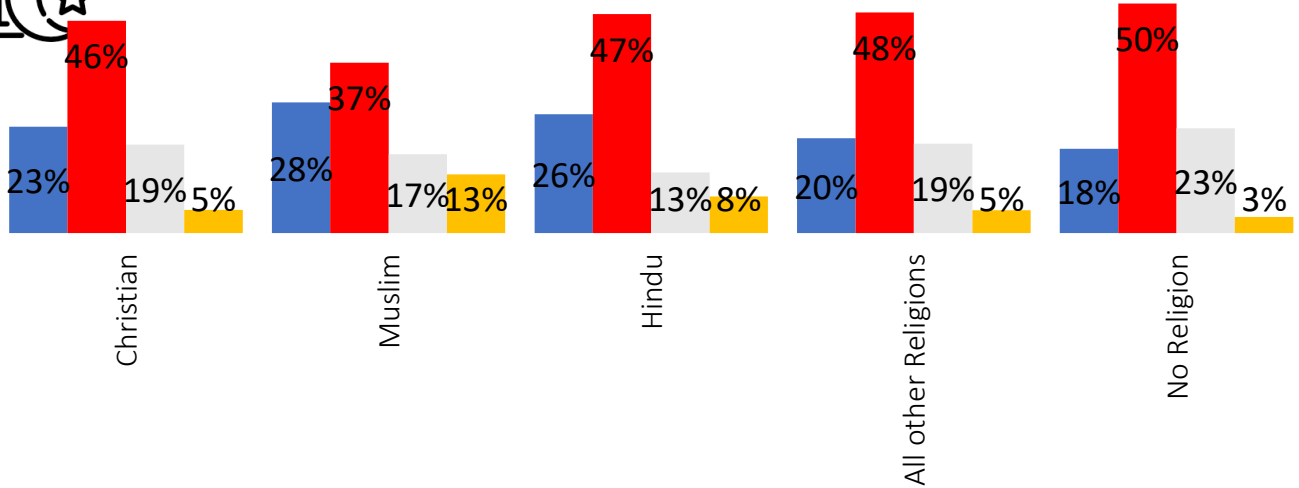


## US ELECTION 2024

*How much, in your view, is the impact of American election on your country, on issues such as economic progress, trade, peace etc. In other words, how much is the impact of American President on what happens in your country*

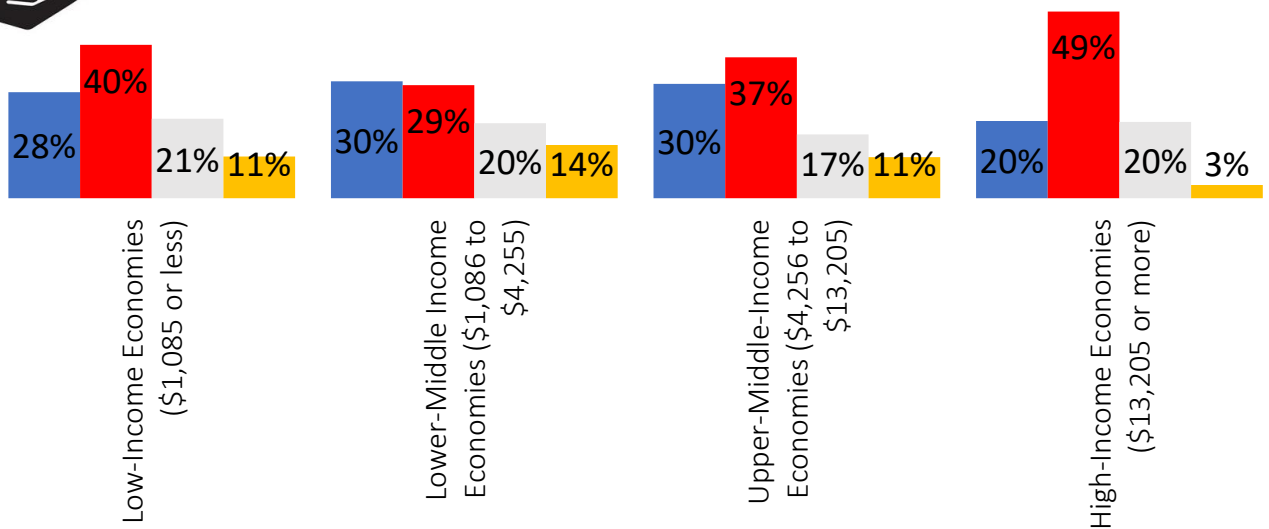
### By religion group

■ Very High Impact ■ High Impact ■ Small Impact ■ No Impact



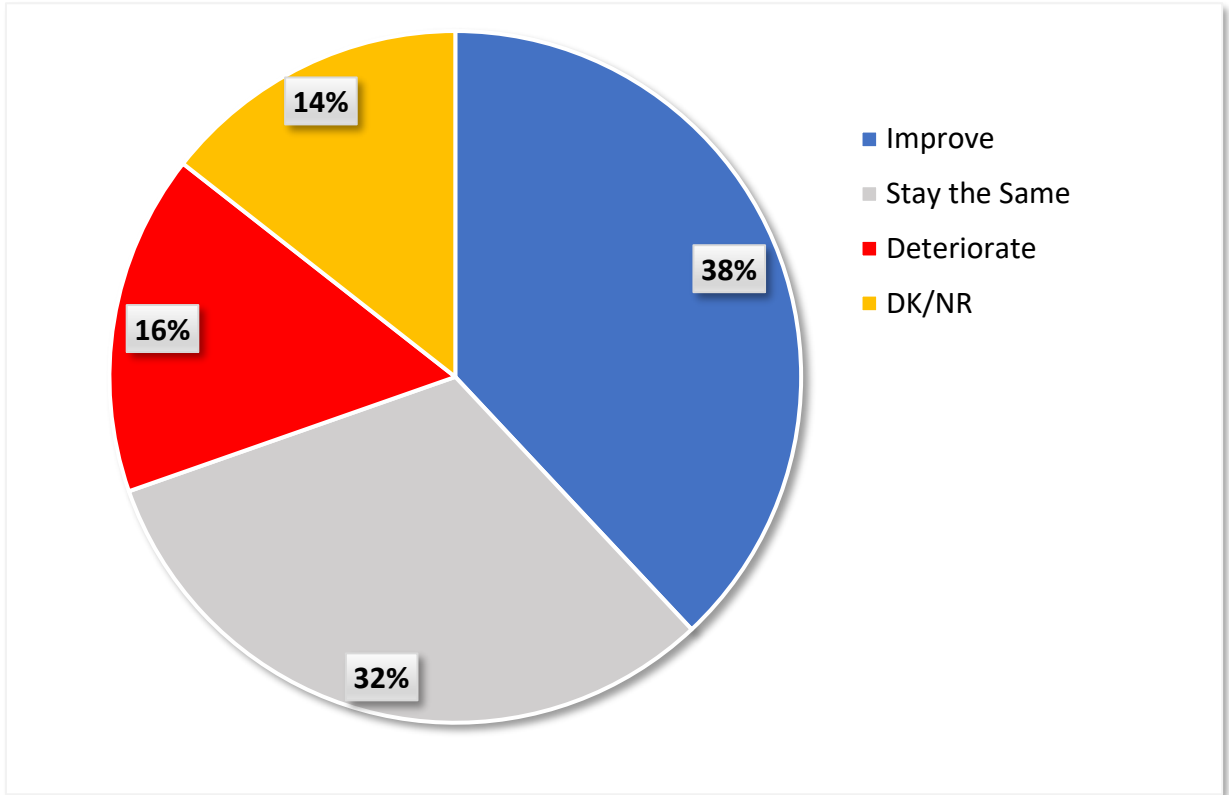
### By income group

■ Very High Impact ■ High Impact ■ Small Impact ■ No Impact



**US ELECTION 2024**

**Do you think America's standing in the world will improve or deteriorate with? - Kamala Harris as president**



TOP 5 OPTIMISTS	TOP 5 PESSIMISTS
NORWAY: <b>53%</b>	RUSSAIN FEDERATION: <b>-29%</b>
SWEDEN: <b>52%</b>	SERBIA <b>-15%</b>
PORTUGAL: <b>51%</b>	BULGARIA: <b>-7%</b>
GERMANY: <b>41%</b>	PAKISTAN: <b>-4%</b>
MEXICO: <b>50%</b>	KAZAKHSTAN: <b>0%</b>

*Minor deviations due to rounding are possible*

## US ELECTION 2024

**Do you think America's standing in the world will improve or deteriorate with? - Kamala Harris as president**

*(Countries presented in alphabetical order)*

Country	Improve	Stay the Same	Deteriorate	DK / NR
<b>Global Average</b>	<b>38%</b>	<b>32%</b>	<b>16%</b>	<b>14%</b>
AUSTRIA	56%	29%	10%	5%
BELGIUM	50%	27%	13%	10%
BULGARIA	25%	31%	32%	12%
CROATIA	36%	37%	21%	5%
CZECH REPUBLIC	30%	39%	19%	11%
DENMARK	52%	35%	5%	8%
ESTONIA	30%	30%	19%	21%
FINLAND	46%	37%	7%	10%
FRANCE	45%	26%	9%	20%
GEORGIA	23%	17%	19%	42%
GERMANY	59%	26%	8%	6%
GREECE	32%	37%	22%	8%
HUNGARY	28%	35%	23%	13%
INDONESIA	41%	35%	10%	14%
IRAN	29%	39%	18%	14%
IRAQ	30%	44%	24%	2%
IRELAND	55%	26%	12%	8%
ITALY	32%	38%	12%	18%
JAPAN	16%	46%	10%	28%

*Minor deviations due to rounding are possible*

## US ELECTION 2024

**Do you think America's standing in the world will improve or deteriorate with? - Kamala Harris as president**

*(Countries presented in alphabetical order)*

Country	Improve	Stay the Same	Deteriorate	DK / NR
KAZAKHSTAN	18%	24%	18%	41%
SOUTH KOREA	37%	44%	5%	14%
KOSOVO	49%	32%	8%	11%
LATVIA	27%	27%	18%	28%
LEBANON	62%	14%	24%	1%
LITHUANIA	38%	36%	12%	14%
MALAYSIA	46%	36%	18%	1%
MEXICO	62%	14%	12%	11%
MOLDOVA	25%	22%	20%	34%
NETHERLANDS	46%	35%	9%	10%
NORWAY	59%	28%	6%	7%
PAKISTAN	20%	16%	24%	40%
POLAND	33%	36%	14%	17%
PORTUGAL	59%	27%	8%	6%
ROMANIA	43%	30%	17%	10%
RUSSIAN FEDERATION	9%	29%	37%	26%
SERBIA	15%	46%	30%	9%
SLOVAKIA REPUBLIC	30%	34%	23%	13%
SLOVENIA	32%	35%	27%	6%
SPAIN	40%	35%	13%	11%

*Minor deviations due to rounding are possible*

## US ELECTION 2024

**Do you think America's standing in the world will improve or deteriorate with? - Kamala Harris as president**

*(Countries presented in alphabetical order)*

Country	Improve	Stay the Same	Deteriorate	DK / NR
SWEDEN	59%	29%	7%	5%
SWITZERLAND	46%	29%	17%	9%
SYRIA	26%	45%	23%	6%
UNITED KINGDOM	47%	31%	15%	8%

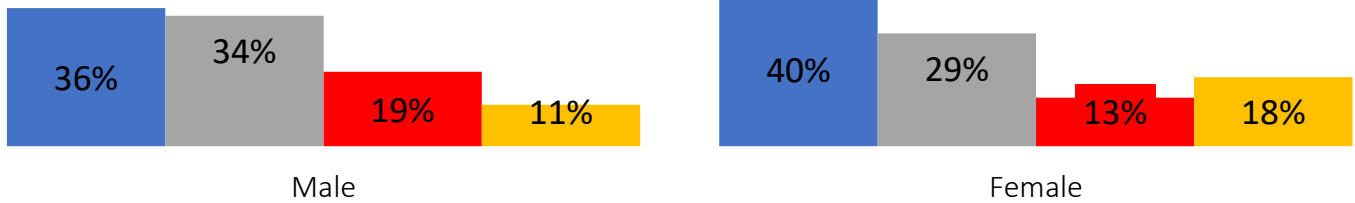
*Minor deviations due to rounding are possible*

## US ELECTION 2024

**Do you think America's standing in the world will improve or deteriorate with? - Kamala Harris as president**

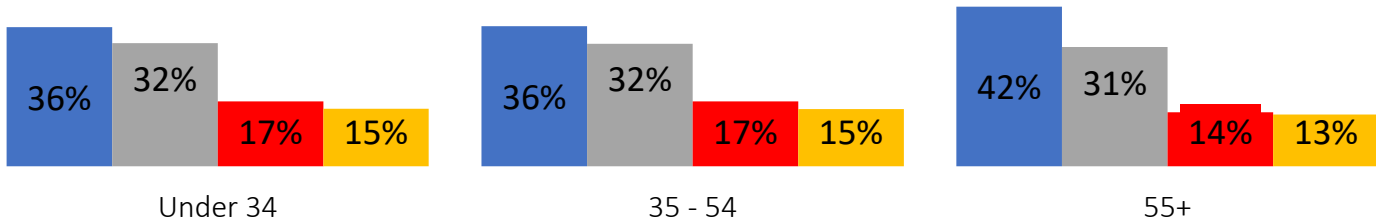
### By gender

■ Improve ■ Stay the Same ■ Deteriorate ■ DK/NR



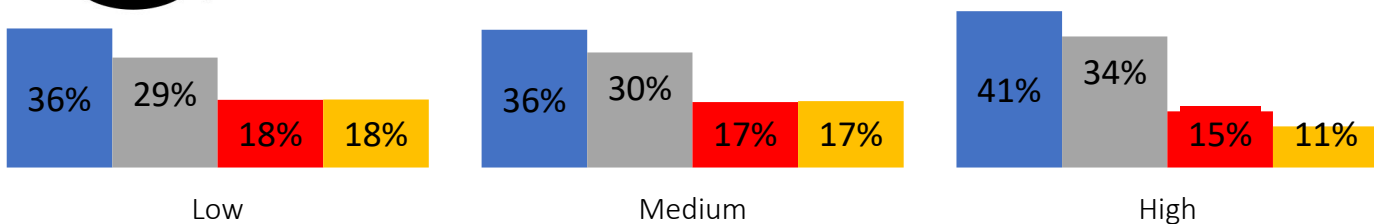
### By age group

■ Improve ■ Stay the Same ■ Deteriorate ■ DK/NR



### By education group

■ Improve ■ Stay the Same ■ Deteriorate ■ DK/NR

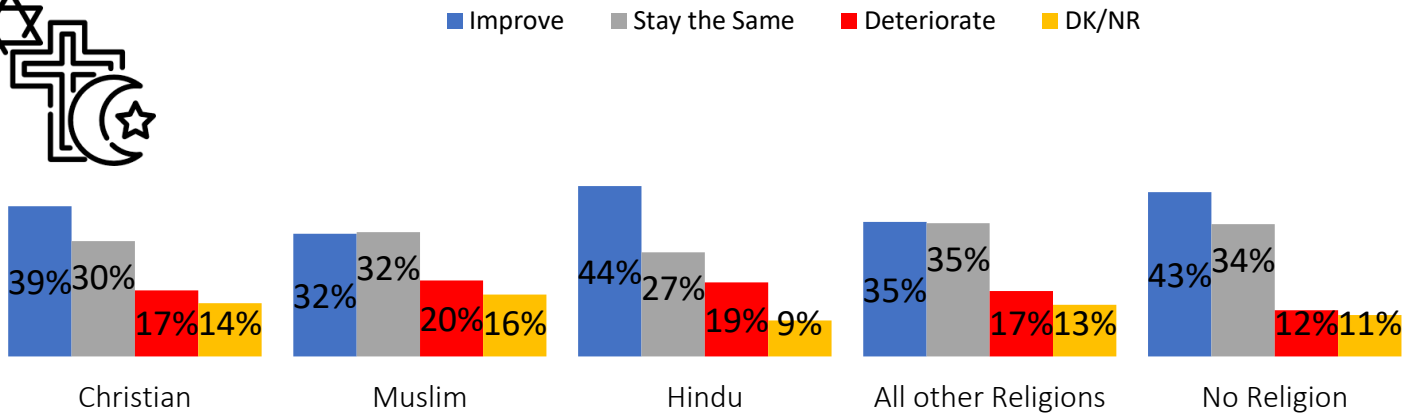




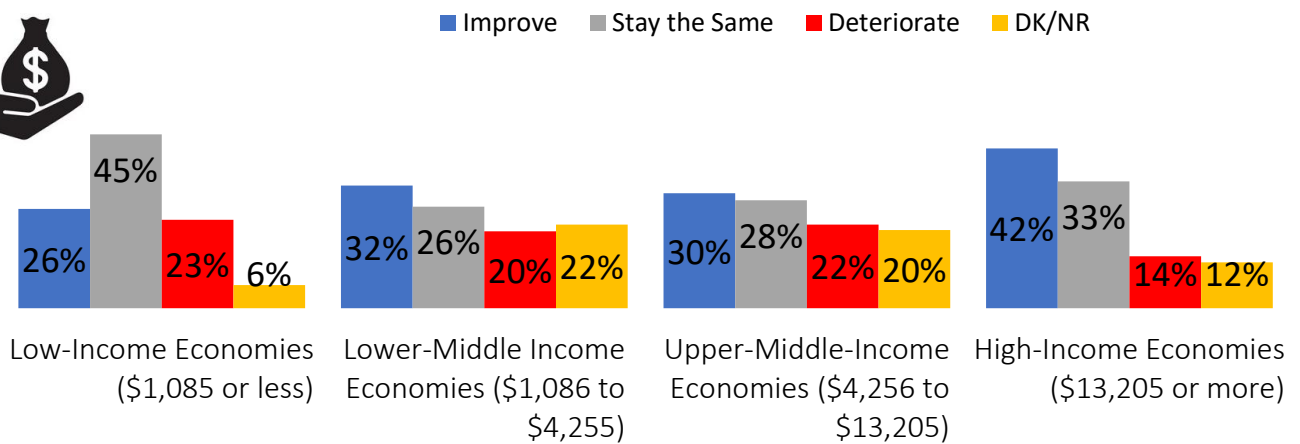
## US ELECTION 2024

Do you think America's standing in the world will improve or deteriorate with? - Kamala Harris as president

### By religion group

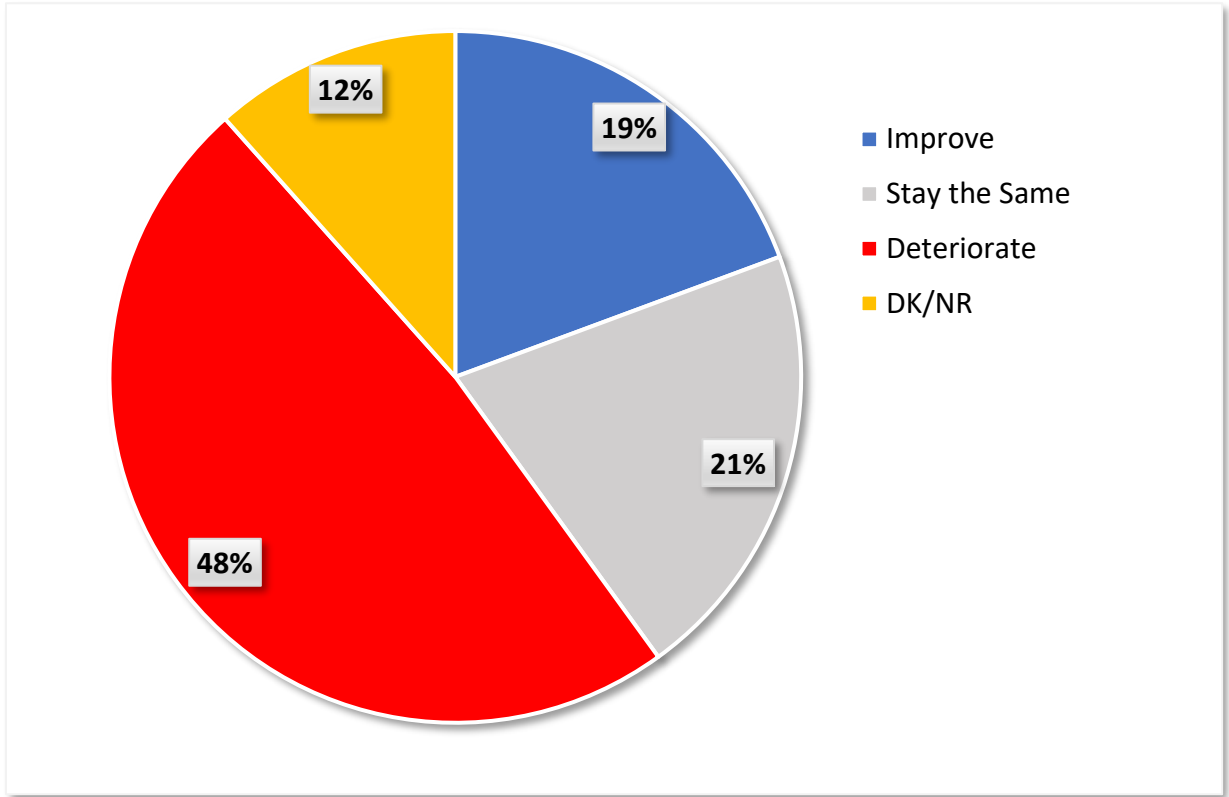


### By income group



**US ELECTION 2024**

**Do you think America's standing in the world will improve or deteriorate with? - Donald Trump as president**



TOP 5 OPTIMISTS	TOP 5 PESSIMISTS
KAZAKHSTAN: <b>26%</b>	DENMARK: <b>-77%</b>
GEORGIA: <b>20%</b>	NORWAY: <b>-76%</b>
HUNGARY: <b>16%</b>	SWEDEN: <b>-76%</b>
SERBIA: <b>15%</b>	FINLAND: <b>-68%</b>
RUSSIAN FEDERATION: <b>15%</b>	NETHERLANDS: <b>-66%</b>

*Minor deviations due to rounding are possible*

## US ELECTION 2024

**Do you think America's standing in the world will improve or deteriorate with? – Donald Trump as president**

*(Countries presented in alphabetical order)*

Country	Improve	Stay the Same	Deteriorate	DK / NR
<b>Global Average</b>	<b>19%</b>	<b>21%</b>	<b>48%</b>	<b>12%</b>
AUSTRIA	9%	18%	69%	5%
BELGIUM	13%	17%	61%	8%
BULGARIA	34%	29%	25%	12%
CROATIA	22%	28%	46%	5%
CZECH REPUBLIC	24%	28%	41%	7%
DENMARK	3%	9%	80%	8%
ESTONIA	12%	17%	49%	23%
FINLAND	5%	11%	73%	11%
FRANCE	10%	17%	58%	15%
GEORGIA	34%	18%	15%	33%
GERMANY	10%	12%	72%	6%
GREECE	24%	24%	47%	5%
HUNGARY	40%	25%	25%	10%
INDONESIA	29%	33%	28%	11%
IRAN	17%	22%	53%	8%
IRAQ	30%	39%	30%	1%
IRELAND	13%	9%	72%	6%
ITALY	13%	22%	50%	14%
JAPAN	11%	18%	46%	25%

## US ELECTION 2024

**Do you think America's standing in the world will improve or deteriorate with? – Donald Trump as president**

*(Countries presented in alphabetical order)*

Country	Improve	Stay the Same	Deteriorate	DK / NR
KAZAKHSTAN	33%	28%	7%	32%
SOUTH KOREA	14%	25%	53%	9%
KOSOVO	26%	32%	34%	9%
LATVIA	13%	17%	44%	26%
LEBANON	36%	22%	41%	1%
LITHUANIA	11%	17%	60%	11%
MALAYSIA	26%	36%	37%	1%
MEXICO	23%	9%	61%	8%
MOLDOVA	31%	20%	26%	23%
NETHERLANDS	8%	11%	74%	6%
NORWAY	3%	12%	79%	5%
PAKISTAN	25%	12%	26%	37%
POLAND	18%	21%	47%	14%
PORTUGAL	15%	12%	69%	5%
ROMANIA	26%	23%	43%	8%
RUSSIAN FEDERATION	30%	37%	15%	17%
SERBIA	36%	37%	21%	6%
SLOVAKIA REPUBLIC	28%	29%	34%	9%
SLOVENIA	33%	24%	39%	5%
SPAIN	14%	22%	53%	10%

## US ELECTION 2024

***Do you think America's standing in the world will improve or deteriorate with? – Donald Trump as president***

*(Countries presented in alphabetical order)*

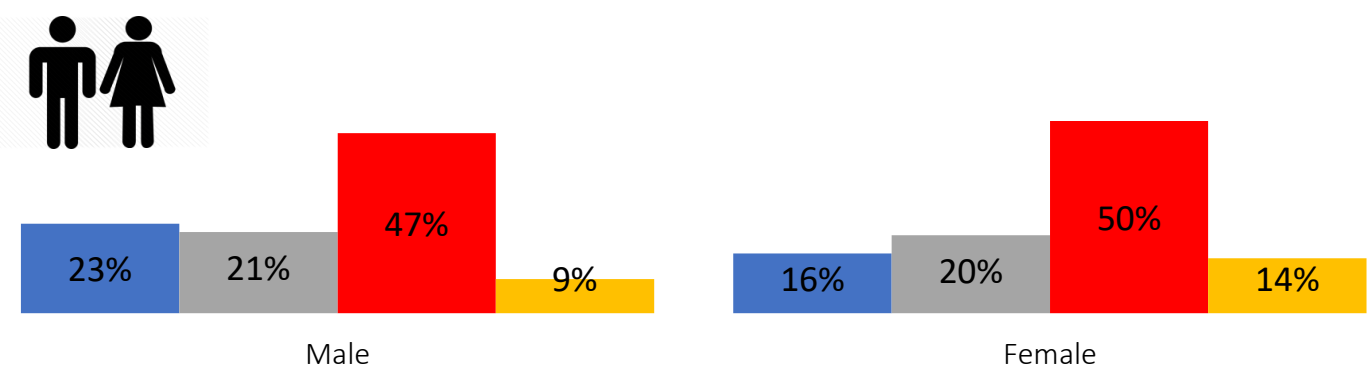
Country	Improve	Stay the Same	Deteriorate	DK / NR
SWEDEN	5%	10%	81%	4%
SWITZERLAND	16%	19%	59%	7%
SYRIA	18%	35%	43%	4%
UNITED KINGDOM	21%	16%	56%	6%

*Minor deviations due to rounding are possible*

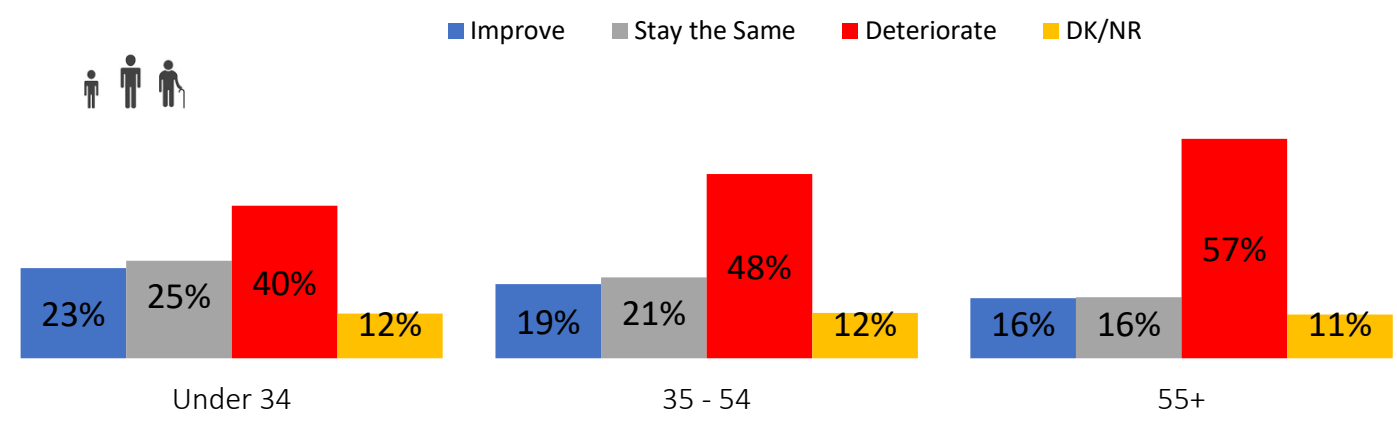
**US ELECTION 2024**

**Do you think America's standing in the world will improve or deteriorate with? – Donald Trump as president**

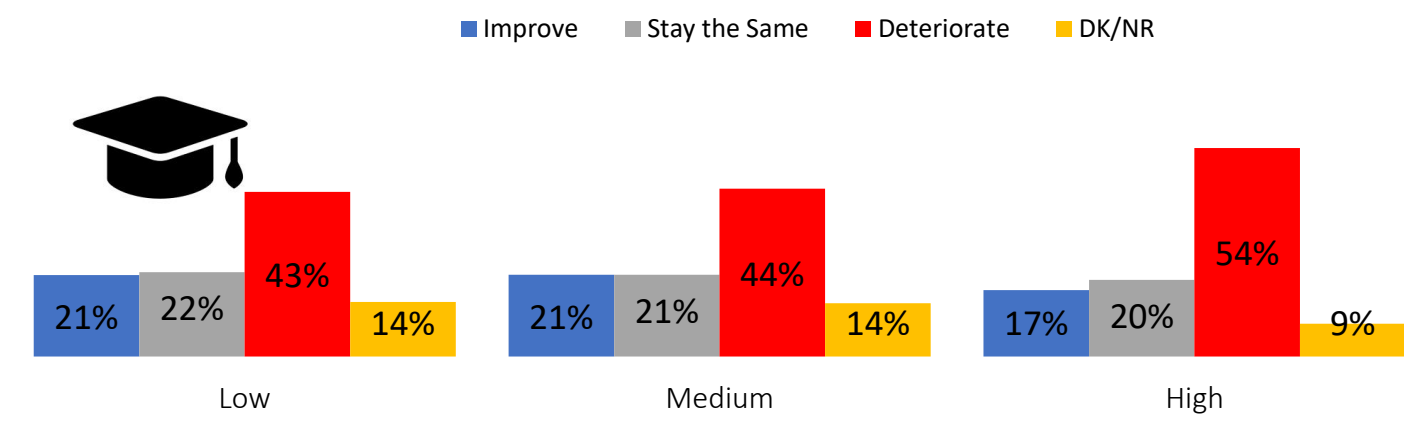
**By gender**



**By age group**



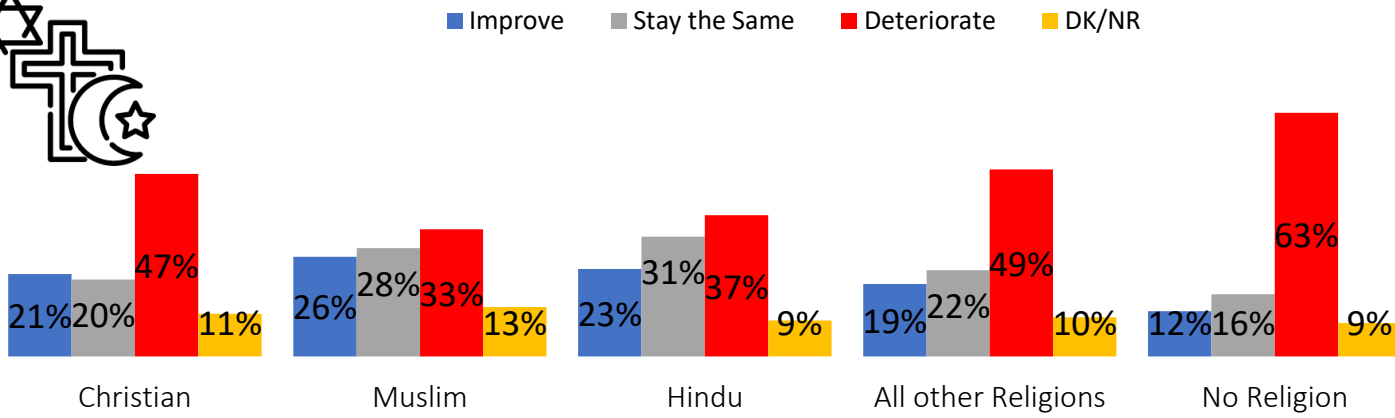
**By education group**



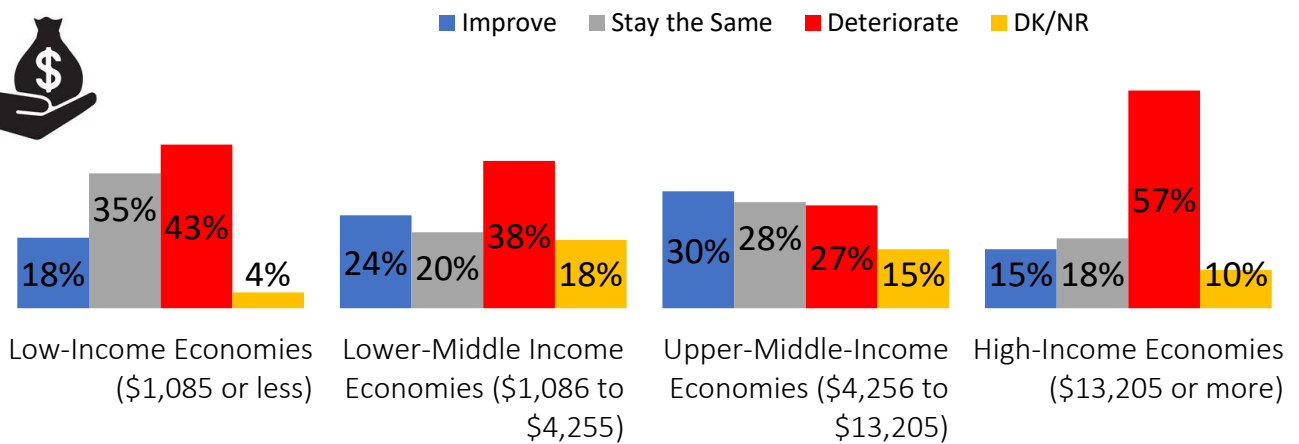
## US ELECTION 2024

Do you think America's standing in the world will improve or deteriorate with? – Donald Trump as president

### By religion group

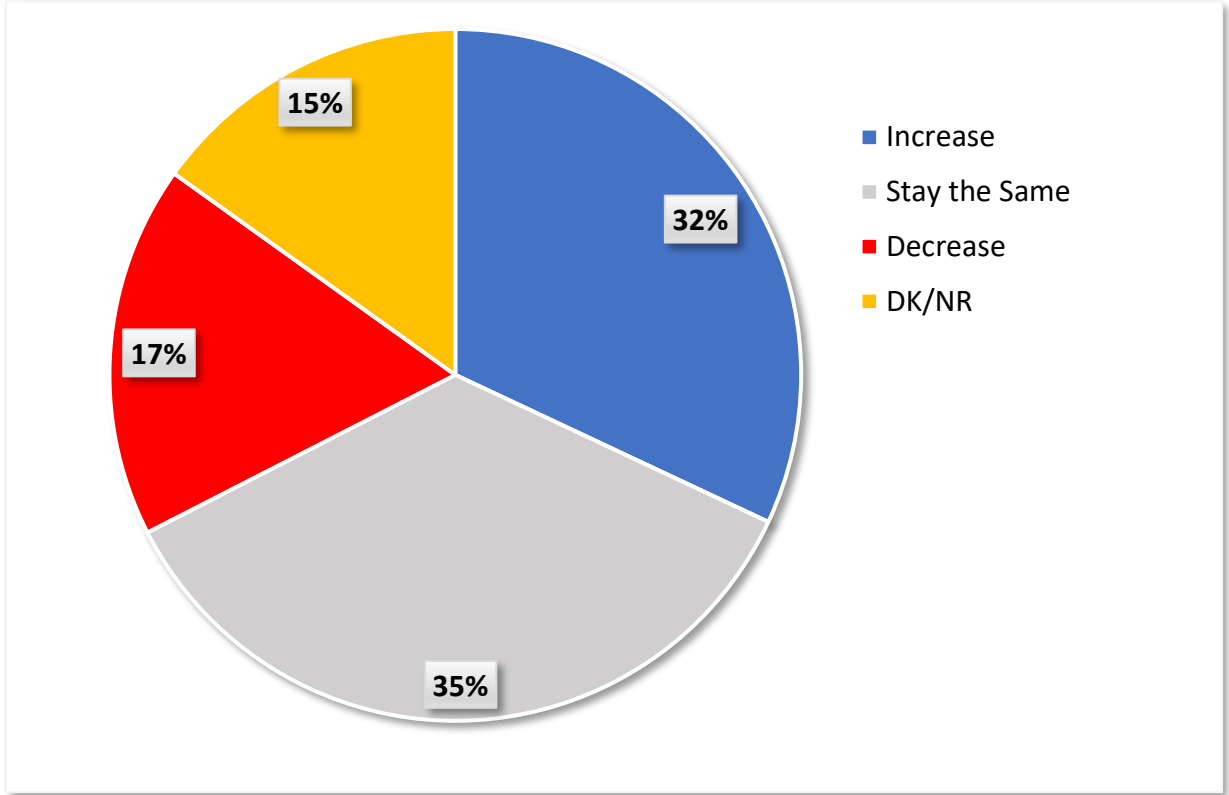


### By income group



**US ELECTION 2024**

***Do you think the stability in the world will increase or decrease with? - Kamala Harris as president***



TOP 5 OPTIMISTS	TOP 5 PESSIMISTS
PORTUGAL: <b>41%</b>	BULGARIA: <b>-15%</b>
LEBANON: <b>37%</b>	SYRIA: <b>-10%</b>
DENMARK: <b>32%</b>	SLOVENIA: <b>-4%</b>
MEXICO: <b>32%</b>	KAZAKHSTAN: <b>-3%</b>
GERMANY: <b>31%</b>	HUNGARY: <b>-2%</b>

*Minor deviations due to rounding are possible*



## US ELECTION 2024

**Do you think the stability in the world will increase or decrease with? - Kamala Harris as president**

(Countries presented in alphabetical order)

Country	Improve	Stay the Same	Deteriorate	DK / NR
<b>Global Average</b>	<b>32%</b>	<b>35%</b>	<b>17%</b>	<b>15%</b>
AUSTRIA	41%	37%	13%	8%
BELGIUM	39%	36%	14%	11%
BULGARIA	20%	30%	35%	15%
CROATIA	29%	40%	25%	6%
CZECH REPUBLIC	25%	41%	24%	10%
DENMARK	36%	48%	4%	12%
ESTONIA	27%	29%	21%	23%
FINLAND	35%	45%	8%	13%
FRANCE	32%	37%	8%	23%
GEORGIA	21%	18%	20%	41%
GERMANY	42%	36%	11%	10%
GREECE	25%	39%	27%	9%
HUNGARY	25%	36%	27%	12%
INDONESIA	39%	35%	13%	13%
IRAN	25%	45%	18%	12%
IRAQ	28%	45%	25%	2%
IRELAND	38%	37%	14%	11%
ITALY	27%	40%	13%	20%
JAPAN	13%	46%	11%	29%

## US ELECTION 2024

**Do you think the stability in the world will increase or decrease with? - Kamala Harris as president**

*(Countries presented in alphabetical order)*

Country	Increase	Stay the Same	Decrease	DK / NR
KAZAKHSTAN	17%	24%	21%	38%
LATVIA	22%	31%	18%	29%
LEBANON	60%	16%	23%	1%
LITHUANIA	36%	37%	14%	14%
MALAYSIA	42%	39%	18%	0%
MEXICO	51%	18%	19%	12%
MOLDOVA	22%	20%	22%	35%
NETHERLANDS	34%	43%	11%	12%
NORWAY	37%	47%	7%	9%
PAKISTAN	28%	9%	23%	40%
POLAND	30%	38%	14%	18%
PORTUGAL	50%	35%	9%	5%
ROMANIA	39%	32%	19%	10%
SLOVAKIA REPUBLIC	29%	32%	28%	11%
SLOVENIA	28%	32%	32%	8%
SPAIN	34%	43%	13%	11%
SWEDEN	38%	44%	10%	7%
SWITZERLAND	37%	35%	18%	9%
SYRIA	23%	40%	32%	5%
UNITED KINGDOM	39%	38%	15%	9%

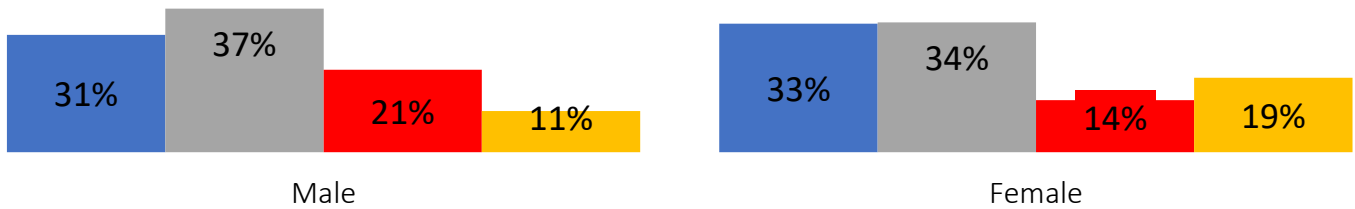
*Minor deviations due to rounding are possible*

## US ELECTION 2024

*Do you think the stability in the world will increase or decrease with? - Kamala Harris as president*

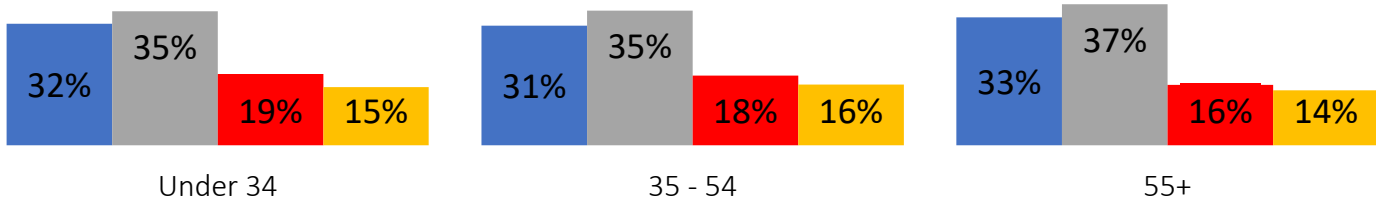
### By gender

■ Improve ■ Stay the Same ■ Deteriorate ■ DK/NR



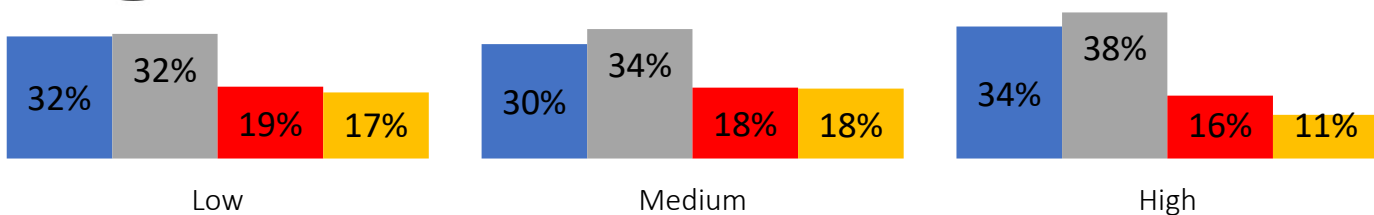
### By age group

■ Improve ■ Stay the Same ■ Deteriorate ■ DK/NR



### By education group

■ Increase ■ Stay the Same ■ Decrease ■ DK/NR



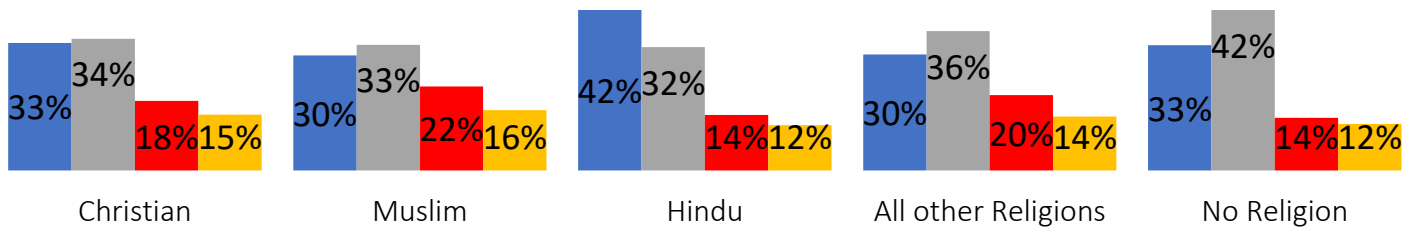
## US ELECTION 2024

*Do you think the stability in the world will increase or decrease with? - Kamala Harris as president*

### By religion group



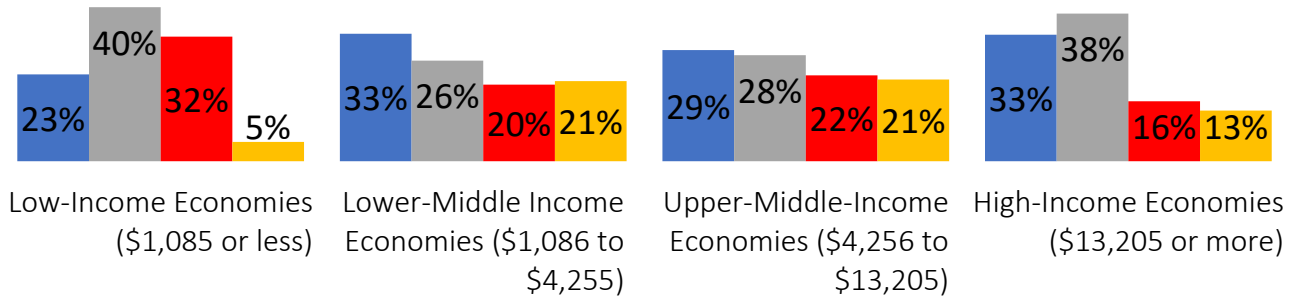
■ Increase   ■ Stay the Same   ■ Decrease   ■ DK/NR



### By income group

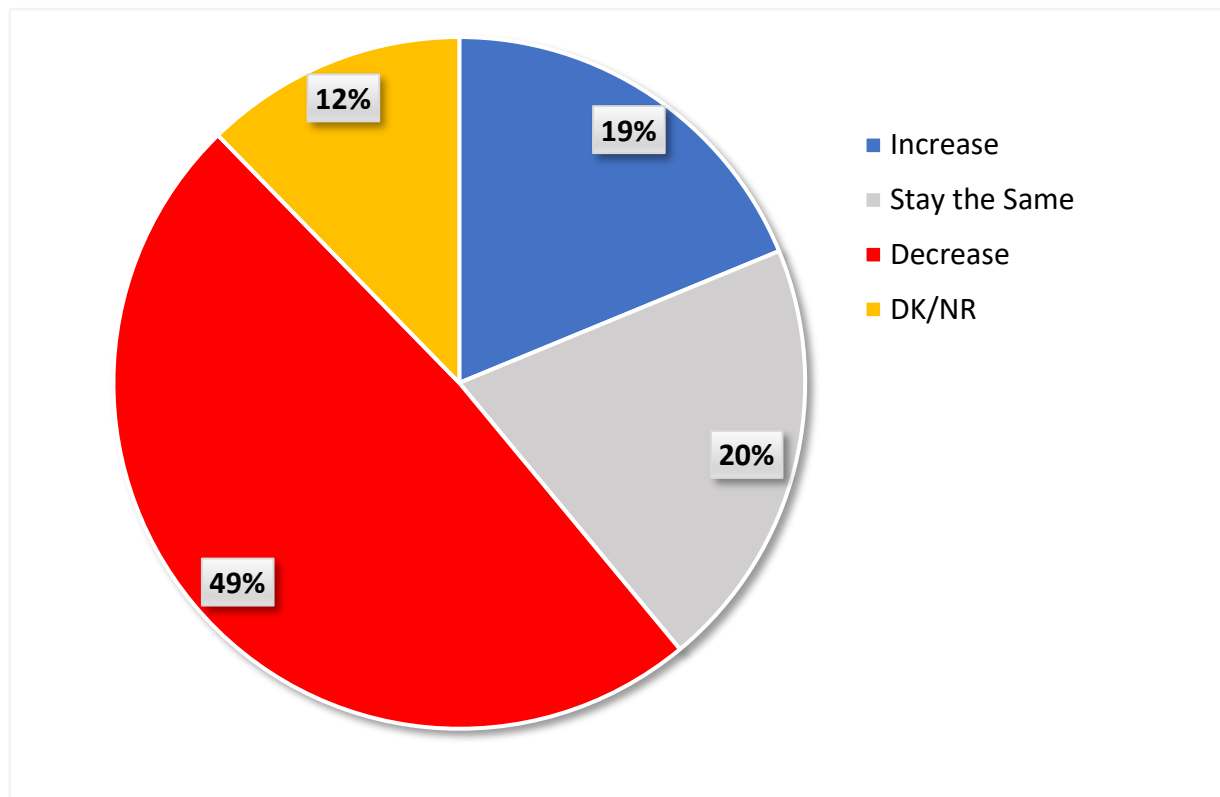


■ Increase   ■ Stay the Same   ■ Decrease   ■ DK/NR



## US ELECTION 2024

**Do you think the stability in the world will increase or decrease with? - Donald Trump as president**



TOP 5 OPTIMISTS	TOP 5 PESSIMISTS
KAZAKHSTAN: <b>27%</b>	FINLAND: <b>-70%</b>
GEORGIA: <b>16%</b>	DENMARK: <b>-70%</b>
BULGARIA: <b>11%</b>	NORWAY: <b>-65%</b>
HUNGARY: <b>9%</b>	NETHERLANDS: <b>-64%</b>
MOLDOVA: <b>3%</b>	SWEDEN: <b>-63%</b>

*Minor deviations due to rounding are possible*

## US ELECTION 2024

**Do you think the stability in the world will increase or decrease with? - Donald Trump as president**

*(Countries presented in alphabetical order)*

Country	Improve	Stay the Same	Deteriorate	DK / NR
<b>Global Average</b>	<b>19%</b>	<b>20%</b>	<b>49%</b>	<b>12%</b>
AUSTRIA	13%	17%	63%	7%
BELGIUM	14%	16%	62%	9%
BULGARIA	35%	33%	23%	9%
CROATIA	24%	26%	45%	5%
CZECH REPUBLIC	24%	31%	38%	8%
DENMARK	5%	11%	75%	10%
ESTONIA	10%	17%	51%	22%
FINLAND	4%	11%	75%	10%
FRANCE	9%	17%	57%	17%
GEORGIA	33%	17%	16%	34%
GERMANY	10%	14%	67%	9%
GREECE	24%	24%	46%	6%
HUNGARY	37%	27%	27%	9%
INDONESIA	28%	35%	27%	10%
IRAN	17%	25%	51%	7%
IRAQ	29%	39%	32%	1%
IRELAND	12%	11%	67%	9%
ITALY	14%	22%	48%	16%
JAPAN	10%	18%	47%	25%

*Minor deviations due to rounding are possible*

## US ELECTION 2024

**Do you think the stability in the world will increase or decrease with? - Donald Trump as president**

*(Countries presented in alphabetical order)*

Country	Increase	Stay the Same	Decrease	DK / NR
KAZAKHSTAN	33%	32%	7%	28%
LATVIA	13%	17%	44%	26%
LEBANON	35%	9%	54%	2%
LITHUANIA	11%	15%	61%	13%
MALAYSIA	23%	39%	37%	1%
MEXICO	26%	12%	53%	9%
MOLDOVA	28%	21%	25%	25%
NETHERLANDS	8%	11%	72%	8%
NORWAY	8%	12%	73%	8%
PAKISTAN	26%	13%	23%	39%
POLAND	17%	19%	48%	16%
PORTUGAL	15%	16%	65%	4%
ROMANIA	23%	27%	42%	8%
SLOVAKIA REPUBLIC	27%	29%	35%	9%
SLOVENIA	33%	24%	38%	6%
SPAIN	14%	23%	53%	10%
SWEDEN	11%	11%	74%	4%
SWITZERLAND	18%	18%	56%	8%
SYRIA	15%	26%	56%	3%
UNITED KINGDOM	20%	18%	56%	6%

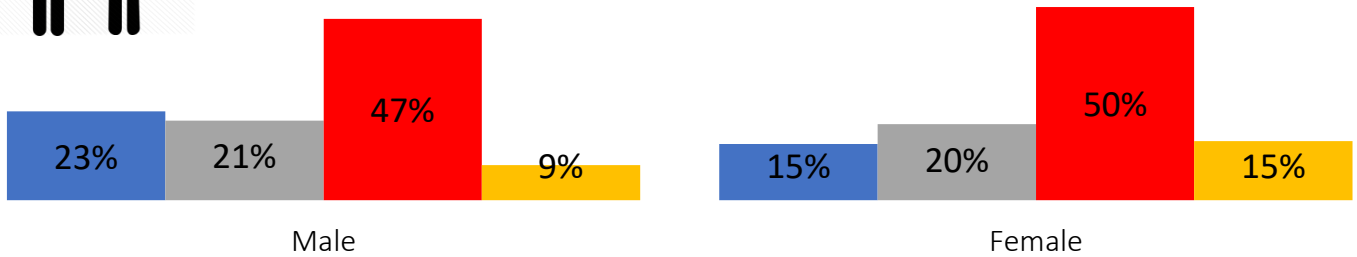
*Minor deviations due to rounding are possible*

## US ELECTION 2024

*Do you think the stability in the world will increase or decrease with? - Donald Trump as president*

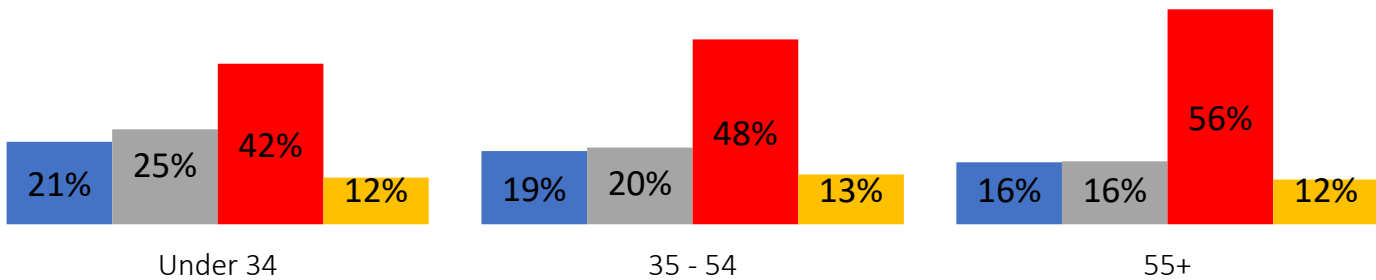
### By gender

■ Improve ■ Stay the Same ■ Deteriorate ■ DK/NR



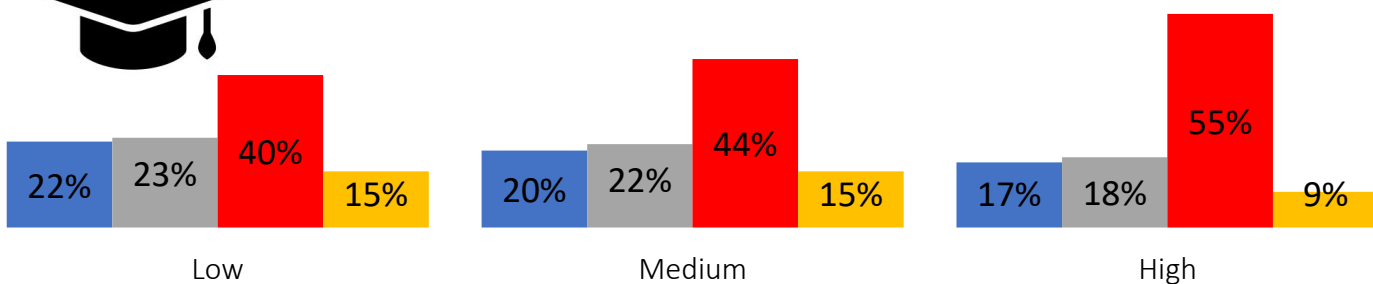
### By age group

■ Improve ■ Stay the Same ■ Deteriorate ■ DK/NR



### By education group

■ Increase ■ Stay the Same ■ Decrease ■ DK/NR

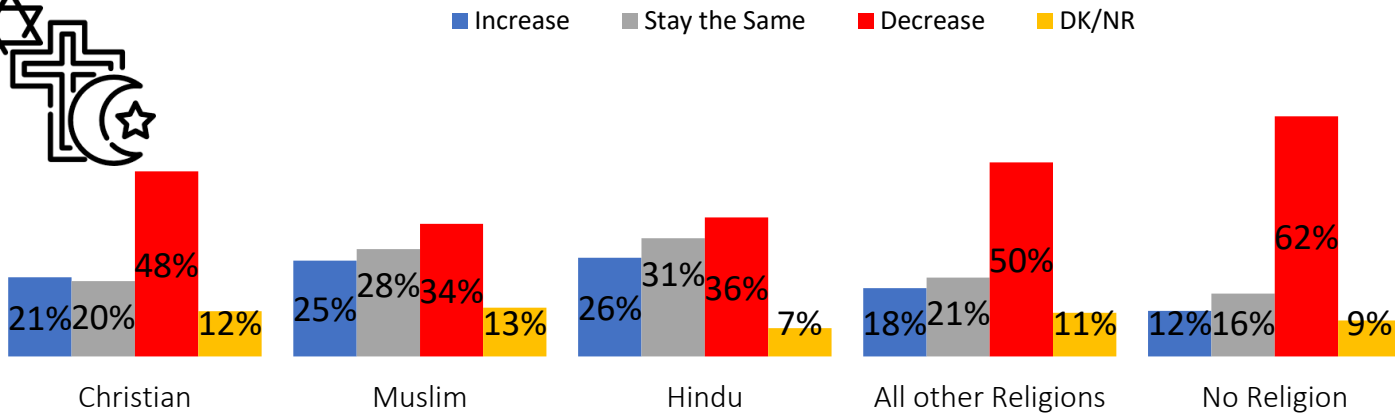




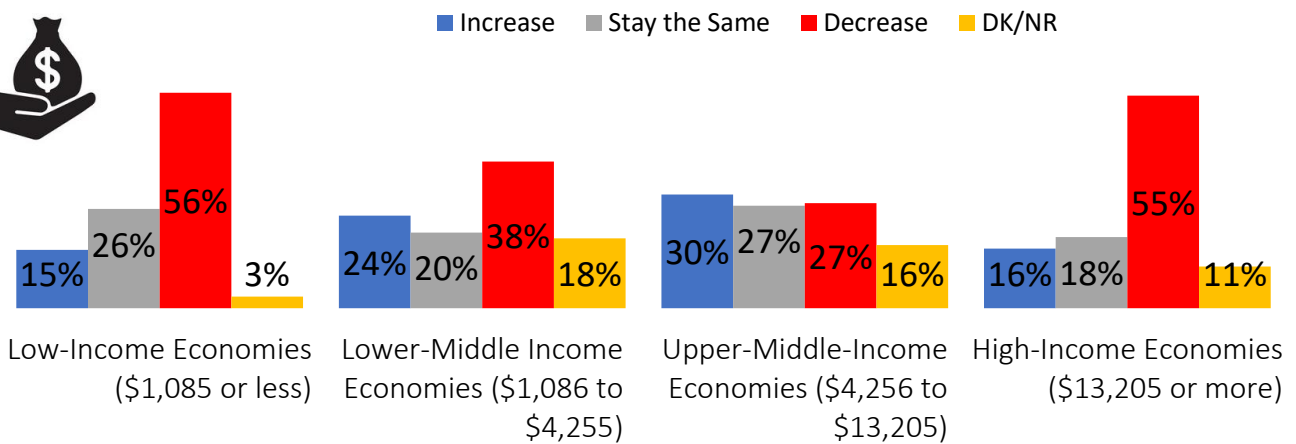
## US ELECTION 2024

*Do you think the stability in the world will increase or decrease with? - Donald Trump as president*

### By religion group

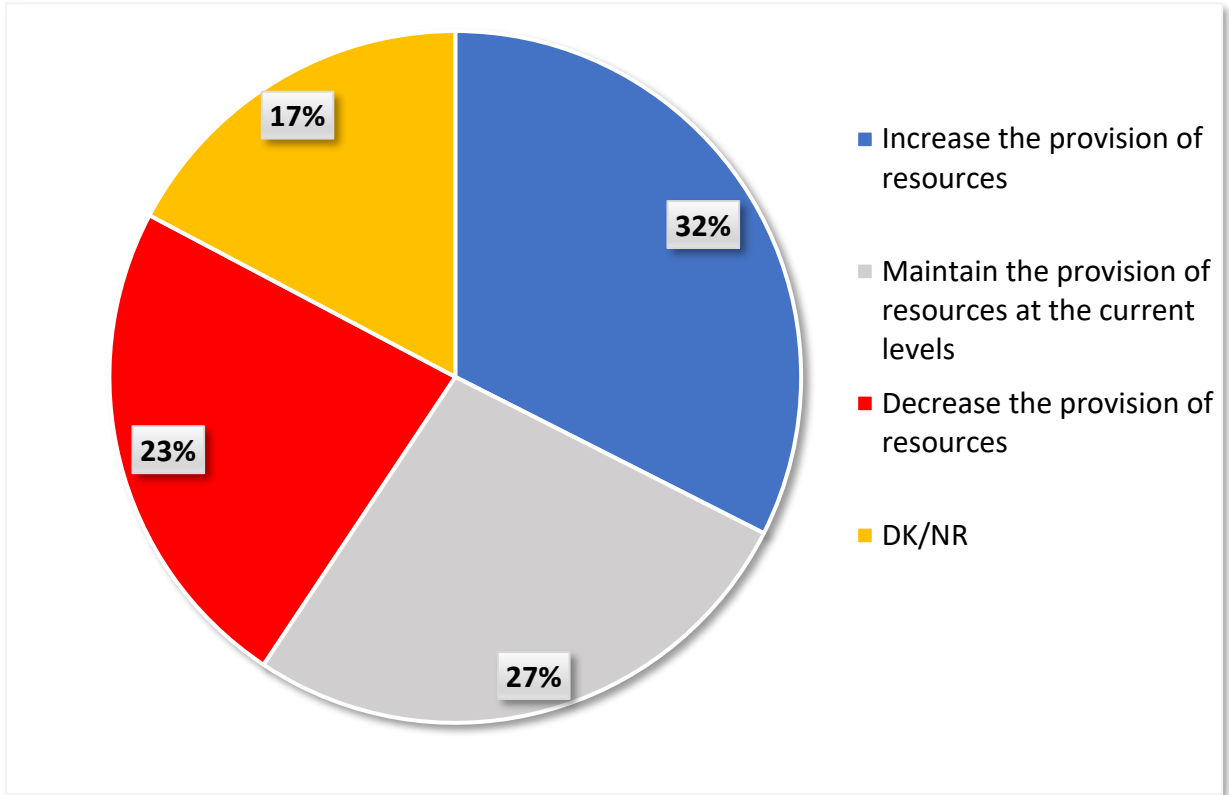


### By income group



**US ELECTION 2024**

**Would you advise the American President to pour more American resources into aiding Ukraine in Russo-Ukrainian conflict?**



TOP 5 SUPPORTERS	LEAST 5 SUPPORTERS
SWEDEN: <b>54%</b>	BULGARIA: <b>-42%</b>
FINLAND: <b>52%</b>	HUNGARY: <b>-28%</b>
NORWAY: <b>40%</b>	SLOVAKIA REPUBLIC: <b>-23%</b>
LITHUANIA: <b>39%</b>	LEBANON: <b>-21%</b>
GEORGIA: <b>34%</b>	SLOVENIA: <b>-21%</b>

*Minor deviations due to rounding are possible*

## US ELECTION 2024

**Would you advise the American President to pour more American resources into aiding Ukraine in Russo-Ukrainian conflict?**

*(Countries presented in alphabetical order)*

Country	Increase the provision of resources	Maintain the provision of resources at the current levels	Decrease the provision of resources	DK / NR
<b>Global Average</b>	32%	27%	23%	17%
AUSTRIA	21%	26%	34%	20%
BELGIUM	32%	31%	19%	18%
BULGARIA	16%	17%	58%	9%
CROATIA	27%	30%	24%	20%
CZECH REPUBLIC	20%	29%	38%	13%
DENMARK	35%	36%	5%	23%
ESTONIA	48%	14%	17%	21%
FINLAND	56%	26%	3%	15%
FRANCE	24%	31%	17%	28%
GEORGIA	52%	12%	18%	18%
GERMANY	23%	28%	27%	22%
GREECE	19%	29%	37%	15%
HUNGARY	17%	25%	46%	12%
INDONESIA	41%	27%	18%	14%
IRAQ	32%	33%	33%	2%
IRELAND	37%	31%	15%	17%
ITALY	15%	31%	32%	22%
JAPAN	20%	36%	16%	28%
LATVIA	43%	11%	22%	24%

*Minor deviations due to rounding are possible*

## US ELECTION 2024

**Would you advise the American President to pour more American resources into aiding Ukraine in Russo-Ukrainian conflict?**

*(Countries presented in alphabetical order)*

Country	Increase the provision of resources	Maintain the provision of resources at the current levels	Decrease the provision of resources	DK / NR
LEBANON	30%	18%	51%	2%
LITHUANIA	49%	30%	10%	12%
MALAYSIA	34%	33%	26%	6%
MEXICO	25%	31%	32%	12%
MOLDOVA	30%	13%	34%	24%
NETHERLANDS	39%	27%	12%	22%
NORWAY	48%	20%	8%	24%
PAKISTAN	16%	21%	26%	37%
POLAND	35%	29%	13%	22%
PORTUGAL	43%	36%	11%	10%
ROMANIA	27%	31%	25%	17%
SLOVAKIA REPUBLIC	20%	26%	43%	12%
SLOVENIA	17%	30%	38%	14%
SPAIN	37%	32%	13%	17%
SWEDEN	60%	22%	6%	12%
SWITZERLAND	28%	27%	30%	16%
SYRIA	28%	28%	37%	7%
UNITED KINGDOM	34%	38%	14%	15%

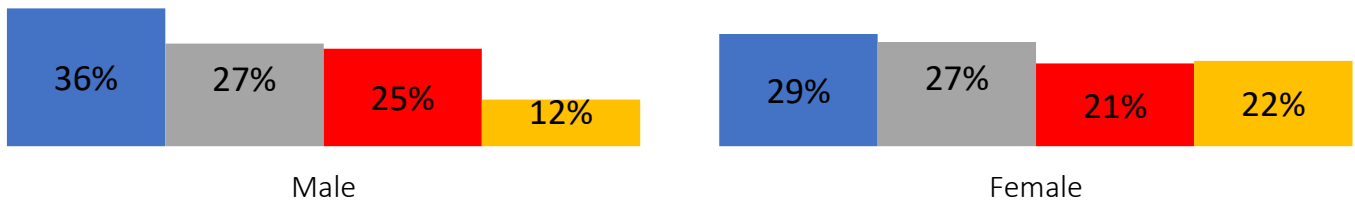
**US ELECTION 2024**

**Would you advise the American President to pour more American resources into aiding Ukraine in Russo-Ukrainian conflict?**

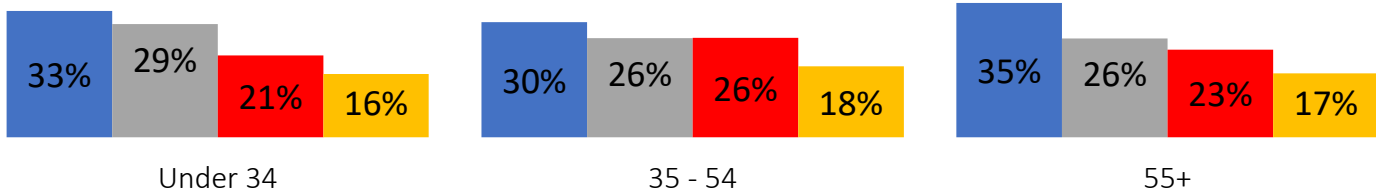
**By gender**



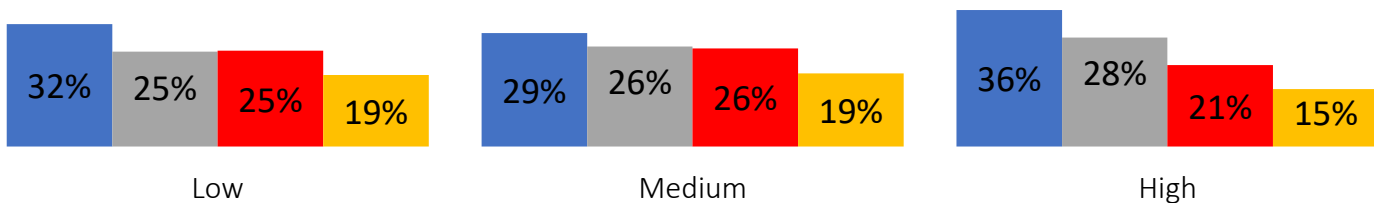
- Increase the provision of resources
- Maintain the provision of resources at the current levels
- Decrease the provision of resources
- DK/NR



**By age group**



**By education group**



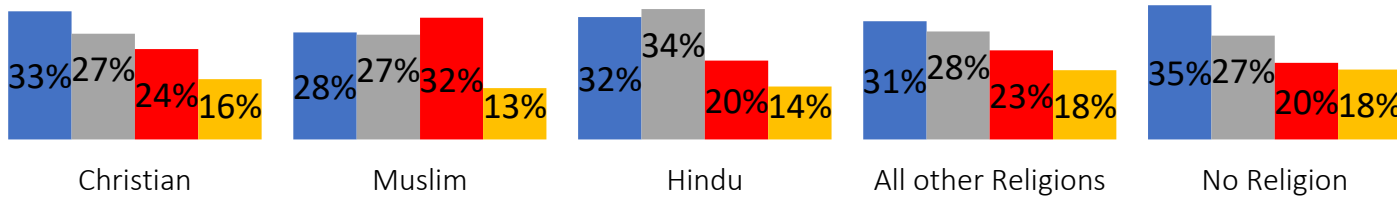
## US ELECTION 2024

**Would you advise the American President to pour more American resources into aiding Ukraine in Russo-Ukrainian conflict?**

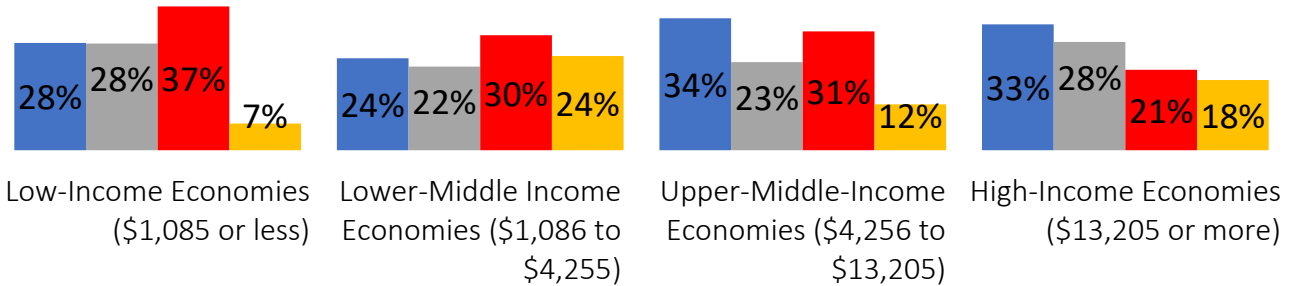
### By religion group



- Increase the provision of resources
- Maintain the provision of resources at the current levels
- Decrease the provision of resources
- DK/NR



### By income group



**Disclaimer:** Gallup International Association or its members are not related to Gallup Inc., headquartered in Washington D.C. which is no longer a member of Gallup International Association. Gallup International Association does not accept responsibility for opinion polling other than its own. We require that our surveys be credited fully as Gallup International (not Gallup ).