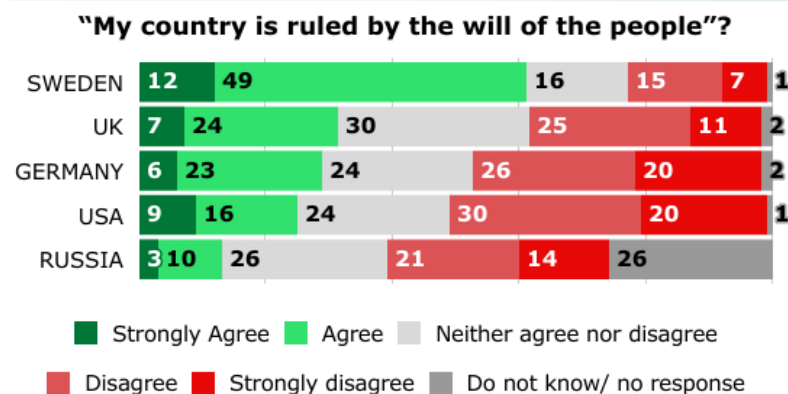
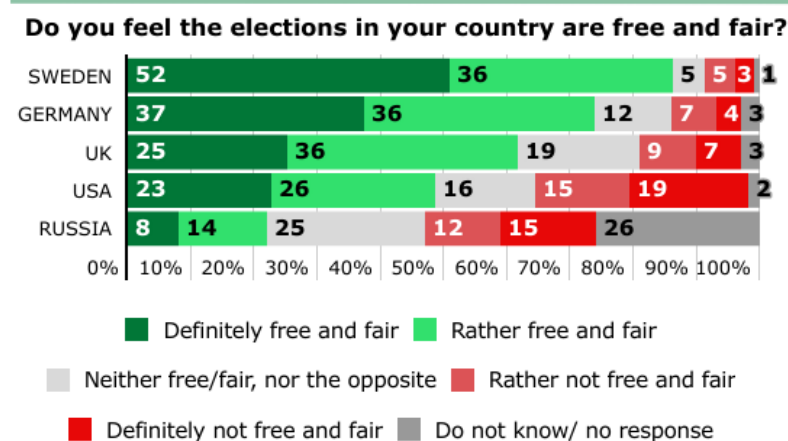
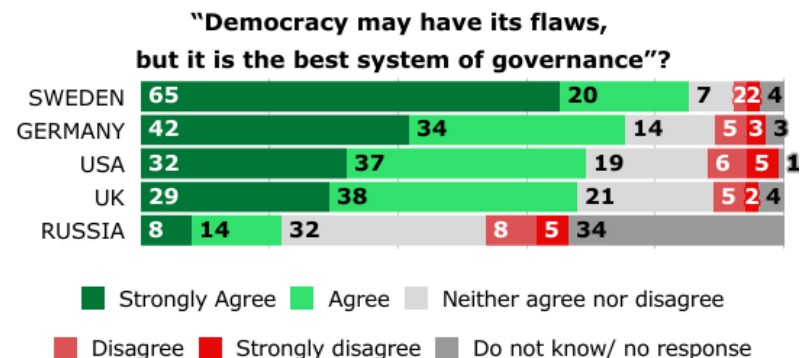


Synen på demokrati i 43 länder

Novus, Gallup Nordic och Gallup International presenterar ytterligare en del av End of Year undersökningen 2023. Stödet för demokratin i Sverige är världsunikt, i Gallup Internationals årliga undersökning (svenska delen genomförs av Novus) när vi tittar på synen på Demokrati är det inget annat land bland de över 40 länder som representerar över 4 miljarder människor där det samlade stödet för demokratin är så högt som i Sverige.



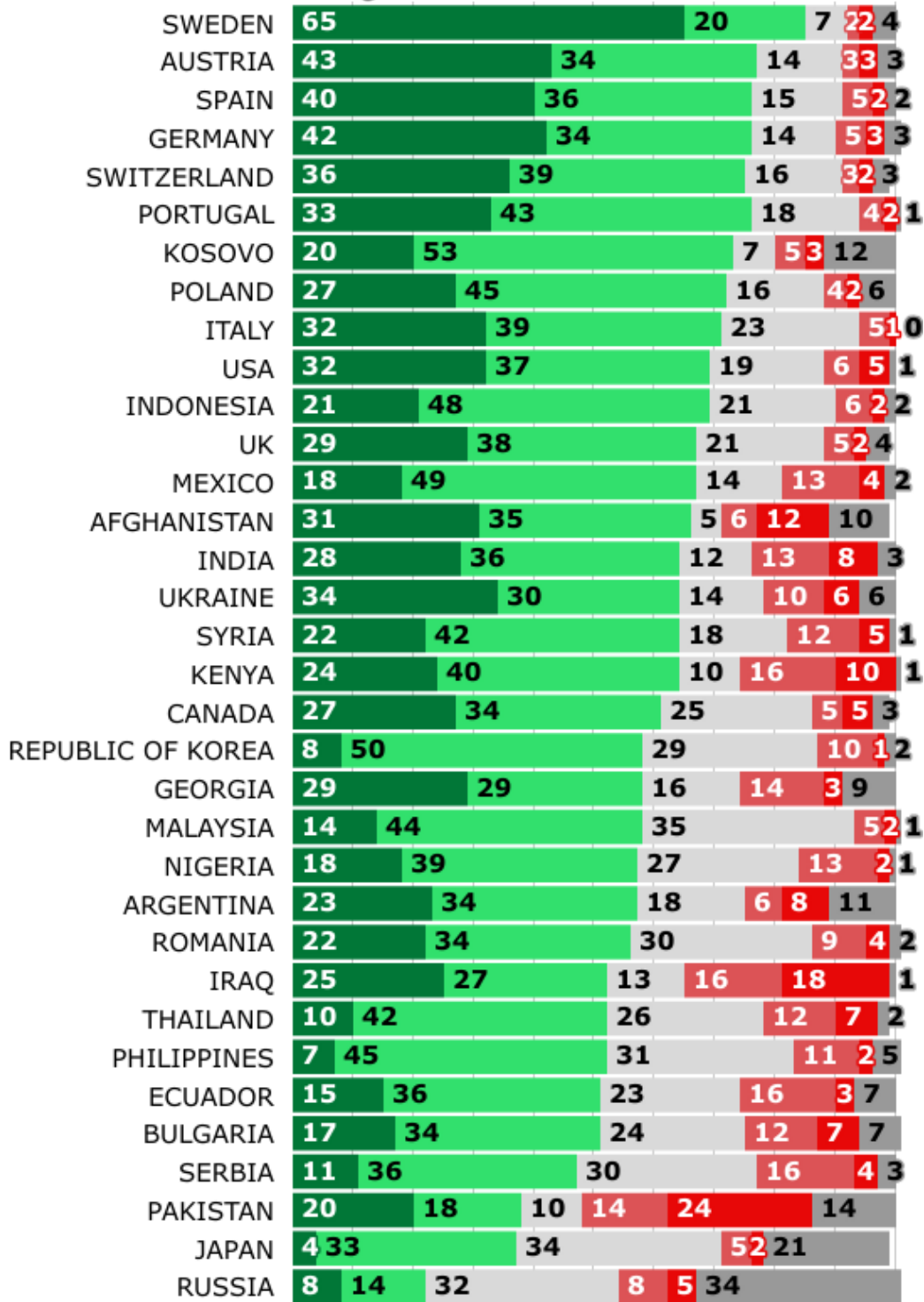
85 % av svenska folket anser att demokrati är det bästa styrelseskicket, 88 % anser att valen är rättvisa och fria, 61 % anser att landet styrs av folkviljan. Det betyder inte att det är oproblemiskt och att det inte finns utmaningar. Novus undersökningar visar att 4 av 10 anser

att politikerna skadar demokratin. Vi ser att orosmolnen även i stabila Sverige hopar sig, men viljan att stötta demokratin finns, där är vi i absoluta världstoppen.

Jämfört med t.ex. Tyskland, USA och UK är skillnaden stor. För att inte tala om Ryssland, som ligger i botten i världen bland de länder som undersöktes.

Läs mer här och ett lite större urval länder, och längst ned kan man ladda ned resultatet för alla länder som var med i undersökningen.

"Democracy may have its flaws, but it is the best system of governance"?



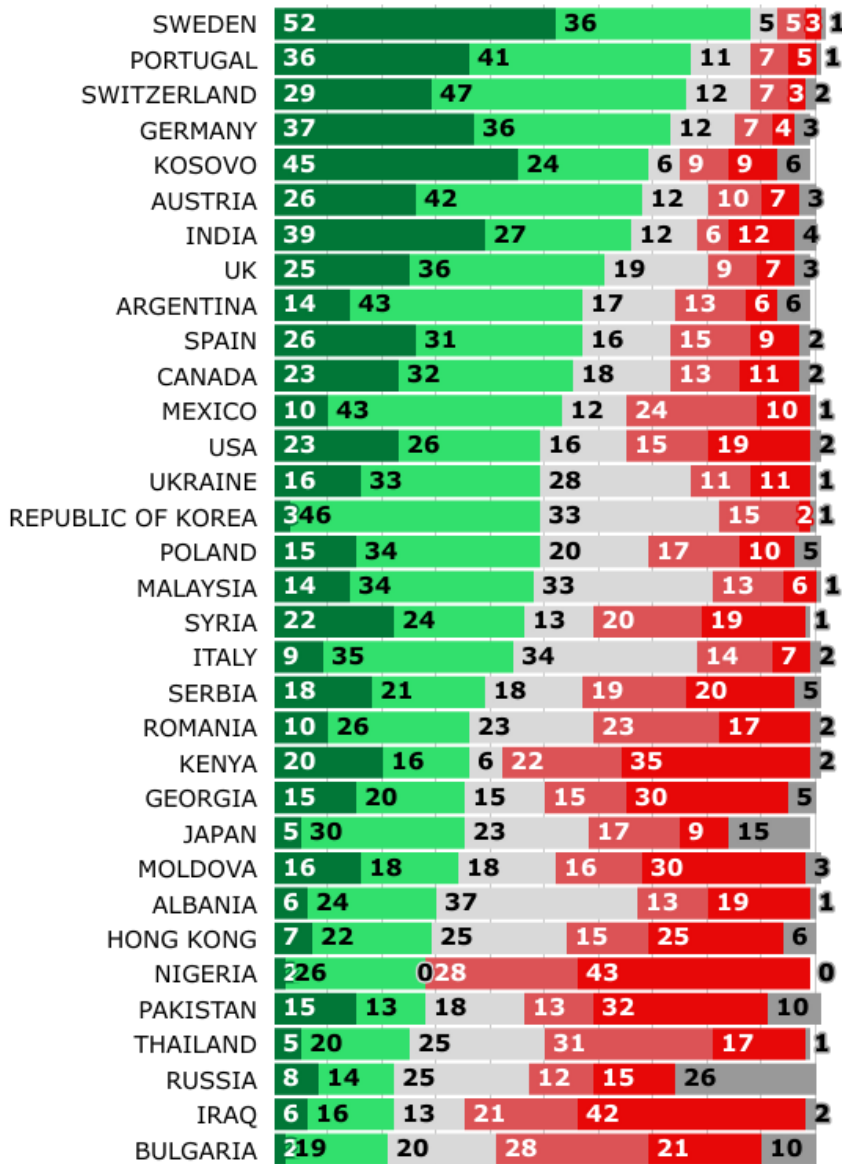
Strongly Agree Agree Neither agree nor disagree

Disagree Strongly disagree Do not know/ no response

85 % av alla svenskar håller med om påståendet att demokrati må ha sina brister men är det bästa styrelseskicket. 65 % av svenska folket håller helt med och 20 % delvis med. Stödet för demokrati är högst i Sverige av alla länder som undersökts i årets globala Gallup International undersökning, på andra plats kommer Österrike, men 22 procentenheter färre håller helt med i Österrike jämfört med Sverige. Spanien och Tyskland precis efter Österrike. topp 8 länder är Europeiska länder, följt av USA och Storbritannien.

Grafen är sorterad utifrån summan håller helt med och håller med. Så längre ned i listan med lite mer polariserad befolkning kommer längre ned. Irak t.ex. som har fler som håller helt med jämfört med Mexico, men lägre andel som bara håller med samt en större andel osäkra eller som inte håller med. Irak och Pakistan sticker ut lite extra i motståndet. Iraks situation är mycket speciell, om ni vill höra lite mer om den lyssna på Novus podd, med Torbjörn Sjöström och Munqith Dagher där vi pratar om kulturella skillnader mellan länderna: [#68 Munqith Dagher; undersökningar i Sverige och Irak](#) samt undersökningen som gjordes i Irak och Sverige om synen på koranbränningar, Islam och de båda länderna: [77 % of the Iraqis think sweden is against Islam](#)

Ryssland är ett av de länder som kommer längst ned i de undersökta länderna, vilket kanske inte är så förvånande, men det som är intressant är att var tredje Ryss inte kan svara på frågan. Det är det land med flest osäkra bland de undersökta länderna, lägg sedan till att 34 % varken håller med eller emot, totalt 55 % som demonstrerar en talande osäkerhet kring synen på demokrati.

Do you feel the elections in your country are free and fair?


■ Definitely free and fair
 ■ Rather free and fair

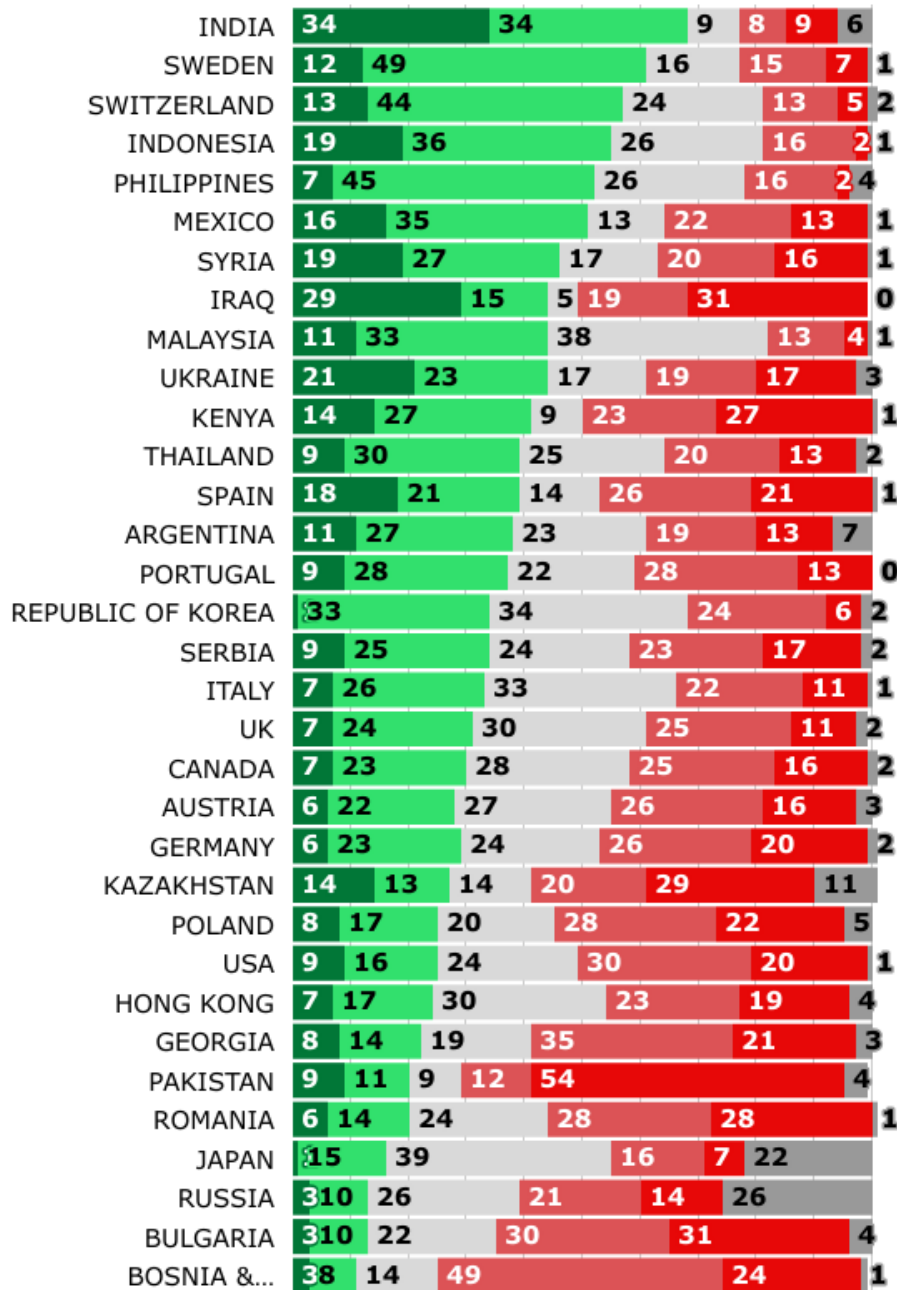
■ Neither free/fair, nor the opposite
 ■ Rather not free and fair

■ Definitely not free and fair
 ■ Do not know/ no response



Sverige sticker ut igen i den globala synen på demokrat. 88 % anser att valen i egna landet är fria och rättvisa. det är 8 procent som inte håller med.

"My country is ruled by the will of the people"?



■ Strongly Agree
 ■ Agree
 ■ Neither agree nor disagree
■ Disagree
 ■ Strongly disagree
 ■ Do not know/ no response



Indien är intressant här, de har högst andel av alla som anser att landet styrs av folkviljan, men man anser inte i samma omfattning att demokratin är det bästa styrelseskicket eller att valen är fria och rättvisa. Självt kan jag för lite om Indien för att kunna göra en initierad analys, men jag

tycker det är värt att nämna. Ett annat land som sticker ut på liknande sätt är Afghanistan, den som är nyfiken kan titta på det i bifogad rapport där allt datamaterial finns.

Men Sverige har även här en mycket hög andel som anser att landet styrs av folkviljan. Dock jämfört med synen på demokratin är det markant lägre som helt håller med. Men det är i linje med andra undersökningar Novus gjort i frågan, t.ex. 95 % av svenska folket vill försvara demokratin samtidigt anser fyra av tio att politikerna skadar demokratin. Men jämfört med t.ex. USA och Storbritannien så är stödet i Sverige enormt. I USA är det bara var fjärde som anser att landet styrs av folkets vilja. Men det är också ungefär den andel som röstat på den sittande presidenten i ett starkt polariserat politiskt klimat där 66% av amerikanerens röstade i presidentvalet och knappt varannan röstar i mellanvalen.

Även Storbritannien har uppenbart stora problem med synen på sin egen demokrati och det folkliga stödet. Men med smutsiga kampanjer och t.ex. Brexit valet fortfarande i minne kanske det inte är så förvånande.

Dock visar svaret på denna fråga stora problem med den västerländska demokratin i linje med utmaningarna i Sverige. Titta på skillnaden i stödet för demokratin och svaret på denna fråga i länder som Tyskland, Österrike, Spanien, Italien för att ta några exempel.

Irak är värt att nämna även här, det är många som står bakom påståendet, men lika många som inte gör det. En kamp mellan "öst och väst" där som är mycket synlig i undersökningen, en kamp mellan demokrati och muslimska traditioner. Där det sistnämnda ser ut att vinna. Irans inflytande över Irak ökar vad jag förstår hela tiden.

Sedan finns de länder där dessa frågor är i linje med varandra, tilltron till demokratin, synen på hur fria valen är och att landet styrs av folkviljan som t.ex. Ryssland.



Torbjörn Sjöström
VD Novus

Styrelseordförande Gallup Nordic/Svenska Gallupinstitutet
Styrelseledamot Gallup International

Om Gallup Nordic

Gallup Nordic, samt Svenska Gallupinstitutet, är majoritetsägare i Novus Group International. Svenska Gallup institutet är ett av världens äldsta "Gallup" företag och grundades 1941 då Norden var ett av de första länderna i världen som George Gallup gav sitt namn och sin metod till att få göra tillförlitliga undersökningar. Gallup Nordic konkurrerar inte med Novus, utan är de som är medlem i Gallup International, och det är Novus som gör de svenska undersökningarna. Men i en internationell kontext är det Gallup Nordic eller Svenska Gallupinstitutet som syns, men det är Novus som gör undersökningarna.

Om Gallup International End of Year Survey

Gallup International End of Year Survey (EoY) är en årlig undersökning initierad av och utformad under ledning av Dr. George Gallup 1977. Undersökningen har genomförts varje år sedan dess. År 2023 ställdes dessa frågor i 43 länder runt om i världen. Totalt intervjuades 44 603. I varje land intervjuades ett representativt urval av cirka 1 000 män och kvinnor under oktober – december 2023, antingen face-to-face, via telefon eller online. Felmarginalen för undersökningen ligger mellan $\pm 3-5\%$ vid 95% konfidensnivå.

Undersökningen är representativ för 4 miljarder människor i världen, i Sverige genomförs den av Novus.

Om Gallup International

Gallup International Association (GIA) är den ledande globala oberoende organisationen inom marknads- och opinionsundersökningar. I 75 år har Gallup Internationals medlemmar visat sin expertförmåga att genomföra undersökningar i flera länder på en jämförbar grund och leverera högsta kvalitet. Våra mer än 100 medlemmar och partners, som noggrant valts ut av organisationens styrelse, är ledande nationella institut med en djupgående lokal kunskap om undersökningsmetoder och tekniker, statistiska källor, seder och kulturskillnader i sitt eget land. Med endast ett medlemsföretag per land arbetar medlemmarna dagligen tillsammans för att dela kunskap, nya undersökningstekniker och verktyg samt för att erbjuda de mest lämpliga lösningarna för internationella forskningsprojekt och betjäna våra kunder på bästa sätt. För ytterligare information, se www.gallup-international.com.

Notera: Gallup International Association eller dess medlemmar är inte relaterade till Gallup Inc., med huvudkontor i Washington D.C., som inte längre är medlem i Gallup International Association. Gallup International Association tar inte ansvar för andra undersökningar än sina egna.

Gallup Internationals Internationella Pressrelease:

**DEMOCRACY REMAINS POPULAR BUT PEOPLE WORLDWIDE
ARE QUESTIONING ITS PERFORMANCE**

Democracy is still the best form of governance for a clear majority across 43 countries around the world but many are becoming less convinced and the dominant public opinion is that they are not ruled by the will of people.

Further, while elections are considered mostly free and fair, trust in them is shattered (even in some of the most stable democracies).

These are some highlights by the new poll on democracy, conducted in 43 countries and representing around half of the world's population.

Democracy may have its flaws, but it is the best system of governance for the majority of the population around the world – so say 59% across 43 countries. Just 14% disagree with one in five neither agreeing nor disagreeing.

EU countries seem to agree the most that despite its flaws democracy is the best form of governance (71%). **Those attitudes, however, are more prominent in the western parts of the Union (77%) than in the Eastern (60%).** Non-EU European countries also favour democracy, yet not with the same confidence (57%). There are of course exceptions such as Kosovo, which is among those countries globally which are most confident in the democracy as a system.

Democracy seems to be favoured all around the world, however in regions as West Asia and East Asia and Latin America approval of democracy is not so prominent – around 50%, as in the Western parts of the world it reaches between 60% and 70% of the respondents' answers.

The case of Russia is particularly interesting – where only 22% of the respondents agree that democracy is the best system of governance and 13% disagree; the remainder are either unsure (32%) or don't know (34%).

Two of the basic preconditions for democracy are however at risk. A lesser share around the world agrees that their country is in fact ruled by the will of people (35%) with 40% disagreeing with the statement.

Results show that **some of the countries and regions around the world, many of which are considered staples of democracy, seem to be most critical towards the way their country is ruled.** In USA (25%), Canada (30%) and EU (32%) some of the smallest shares of agreement are registered with the statement “My country is ruled by the will of people”.

In the run up to a Presidential election in Russia our survey reveals only 13% of the respondents agree that they are ruled by the will of the people.

In huge countries and regions like India (68%) some countries from Latin America (42%) and the Middle East (44%) people are much more prone to say they feel that their country is ruled by their will.

Similar are attitudes towards elections – **44% consider them to be fair and free, a third around the world however does not agree with such a statement.**

Elections are considered most free and fair in India (66%), EU (especially the Western countries – around 68%, and less so in the eastern EU– 36%). Canada and USA also have relatively high shares of people trusting the elections to be fair and free – around a half of the respondents. In Africa, West Asia and Russia more people think that the elections are not free and fair than those who are confident that their elections actually represent people’s will.

Kancho Stoychev, president of GIA:

“There is no majority around the world believing that their country is not ruled by the will of the people, but less than half of the global citizens are convinced that the elections in their own country are free and fair – does this indicate a crisis of democracy? A crisis which according to our research is deepening in the last 25 years? This is a complex issue. In a world in which every voice is a media of its own and in which we witness a war on fake news, the perception of “rule of the people” and “free and fair” loses its contours. But the gap between people and elites is not only growing – it seems that it is becoming insurmountable. And radicalization is an obvious reaction in almost all over the political spectrum.”

For more information:

Kancho Stoychev (in Sofia), +359 88 8611025

Johnny Heald (in London), +44 7973 600308

Dr Munqith Dagher (in Baghdad) +962 7 9967 2229

Steven Kang (in Seoul), +82-2-3702-2550

Antonio Asencio Guillen (in Madrid) +34 608191334

Torbjörn Sjöström (in Stockholm) +46 8 128 196 71

For further details see website: www.gallup-international.com



Methodology:

The Gallup International End of Year Survey (EoY) is an annual tradition initiated by and designed under the chairmanship of Dr. George Gallup in 1977. The survey is conducted every year since then. This year it was carried out in 43 countries around the world.

Sample Size and Mode of Fieldwork:

A total of 44 603 persons were interviewed globally. In each country a representative sample of around 1000 men and women was interviewed during October-December 2023 either face to face, via telephone or online.

The margin of error for the survey is between +3-5% at 95% confidence level.

About Gallup International

Gallup International Association (GIA) is the leading global independent association in market research and polling.

For 75 years Gallup International members have demonstrated their expert ability to conduct multi-country surveys on a comparable basis and deliver the highest quality. Our more than 100 members and partners are leading national institutes with a profound local knowledge of research methods and techniques, statistical sources, customs, and culture differences of its own country and carefully selected by the Association Board. With only one member agency per country, members work together daily to share knowledge, new research techniques and tools, as well as to provide the most appropriate solutions to international research projects and service our clients to the best of our abilities.

Disclaimer: Gallup International Association or its members are not related to Gallup Inc., headquartered in Washington D.C. which is no longer a member of Gallup International Association. Gallup International Association does not accept responsibility for opinion polling other than its own. We require that our surveys be credited fully as Gallup International (not Gallup or Gallup Poll).

Gallup International Association (GIA) End of Year 2024 Survey - Participants

Country	Vendor Company	Sample size	Method	Fieldwork	Universe
AFGHANISTAN	ACSOR	1120	CATI	09-11.12.2023	National, 18+
ALBANIA	Index Kosova	635	F2F	03-05.11.2023	National, 18+
ARGENTINA	Voices!	1035	CAWI	01-06.11.2023	National, 18+
ARMENIA	MPG LLC	1100	CATI	30.10-04.11.2023	National, 18+
AUSTRIA	Das Österreichische Gallup Institut GmbH	1000	CATI	14-18.11.2023	National, 16+
AZERBAIJAN	SIAR Research and Consulting Group	500	Telephone	01-18.10.2023	National, 18+
BOSNIA & HERZEGOVINA	Kantar Mareco Index Bosnia	1000	Online & CATI	30.11-12.12.2023	National, 18+
BULGARIA	Gallup International Balkan	806	F2F	07-14.11.2023	National, 18+
CANADA	Survey Monkey	1062	CAWI	01.12.2023	National, 18+
ECUADOR	CEDATOS	550	F2F	10-14.12.2023	National, 18+
GEORGIA	GORBI	991/2000	F2F	30.09-24.10.2023	National, 18+
GERMANY	GIA	1000	CATI	04-11.12.2023	National, 18+
HONG KONG	CGS-worldwide	500	CAWI	30.11-06.12.2023	National, 18+
INDIA	Convergent	1035	F2F	27.11-09.12.2023	18+, 10 biggest cities
INDONESIA	DEKA	540	F2F	01-15.12.2023	18+, 6 Big Cities
IRAN	Iran Sanjesh	1003	CATI	04.12.2023	National, 18+
IRAQ	IACSS	1385	F2F	11.11-20.12.2023	National, 18-71
ITALY	DOXA	1003	F2F	02-14.12.2023	National, 18+
JAPAN	Nippon Research Center	1156	F2F	30.11-13.12.2023	National, 18-79
KAZAKHSTAN	BISAM Central Asia	1000	F2F	10.10-15.11.2023	Urban, 18+
KENYA	Infinite Insight Ltd.	1065	CATI	01-11.11.2023	National, 18+
KOSOVO	Index Kosova	1123	CATI	19.10-06.11.2023	National, 18+
MALAYSIA	Central Force	1000	CAWI	07-12.12.2023	National, 18+

Gallup International Association (GIA) End of Year 2024 Survey – Participants (contd.)

MEXICO	De las Heras Demotecnia	1026	CATI	11-15.12.2023	National, 18+
MOLDOVA	CBS-Research Moldova	1001	CATI	December 2023	National, 18+
NIGERIA	Market Trends International	1000	CATI	30.10-01.12.2023	National, 18+
NORTH MACEDONIA	BRIMA	1202	F2F	01-21.12.2023	National, 18+
PAKISTAN	Gallup Pakistan	1000	CATI	04-16.10.2023	National, 18+
PERU	Datum Internacional	1207	F2F	01-06.12.2023	National, 18+
PHILIPPINES	Philippine Survey Research Center	1000	F2F	25.11-13.12.2023	National, 18-65
POLAND	Mareco Polska	1002	CATI	02-23.10.2023	National, 18+
PORTUGAL	Intercampus	1000	CAWI	12.11-06.12.2023	National, 18-65
ROMANIA	Centrul Pentru Studiarea Opiniei si Pietei (CSOP)	1000	CAWI	17.10-04.12.2023	National, 18-64
RUSSIAN FEDERATION	Be Media Consultant	1200	CAWI	24-30.11.2023	18+, Cities 100k+
SAUDI ARABIA	Saudi Center for Opinion Polling	1036	CATI	21-26.11.2023	National, 18+
SERBIA	TMG Insights Serbia	1007	F2F	15.11-04.12.2023	National, 18+
REPUBLIC OF KOREA	Gallup Korea	1550	F2F	02.11-04.12.2023	National, 19+
SPAIN	Sigmados	1019	CAWI	21-25.11.2023	National, 18+
SWEDEN	Novus	1095	CAWI	01-11.12.2023	National, 18+
SWITZERLAND	Gallup AG Switzerland	1000	CATI	05-13.12.2023	National, 18+
SYRIA	Syrian & Levant Market Compass	1057	*	December 2023	National, 18+
THAILAND	Infosearch	1000	F2F	24.11-10.12.2023	National, 18+
UK	ORB International	1000	Online	December 2023	National, 18+
UKRAINE	Rating Group	1000	CATI	22-23.11.2023	National, 18+
USA	Survey Monkey	1118	CAWI	04.12.2023	National, 18+

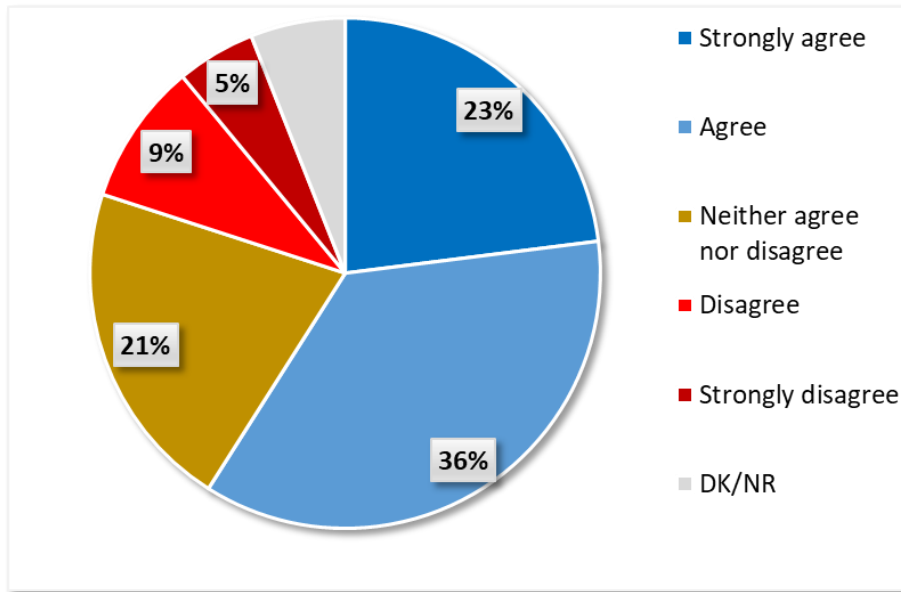
DEMOCRACY

Do you agree or disagree with the statement:

"Democracy may have its flaws, but it is the best system of governance"

AGREE (STRONGLY AGREE + AGREE) – 59%

DISAGREE (STRONGLY DISAGREE + DISAGREE) – 14%



TOP 5 AGREE (Strongly agree + Agree)	TOP 5 DISAGREE (Strongly disagree + Disagree)
SWEDEN: 85%	PAKISTAN: 38%
AUSTRIA: 77%	IRAQ: 34%
GERMANY/PORTUGAL/SPAIN: 76%	MOLDOVA: 32%
SWITZERLAND: 75%	PERU: 31%
KOSOVO: 73%	KENYA: 26%

Definitions:

Agree = Strongly agree + Agree

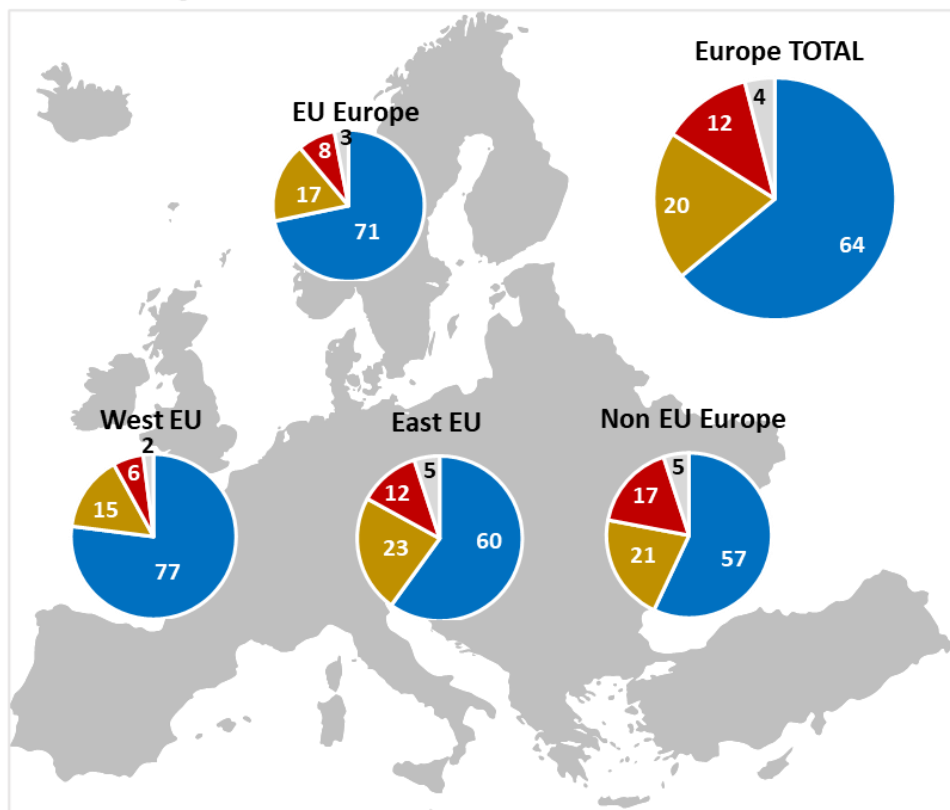
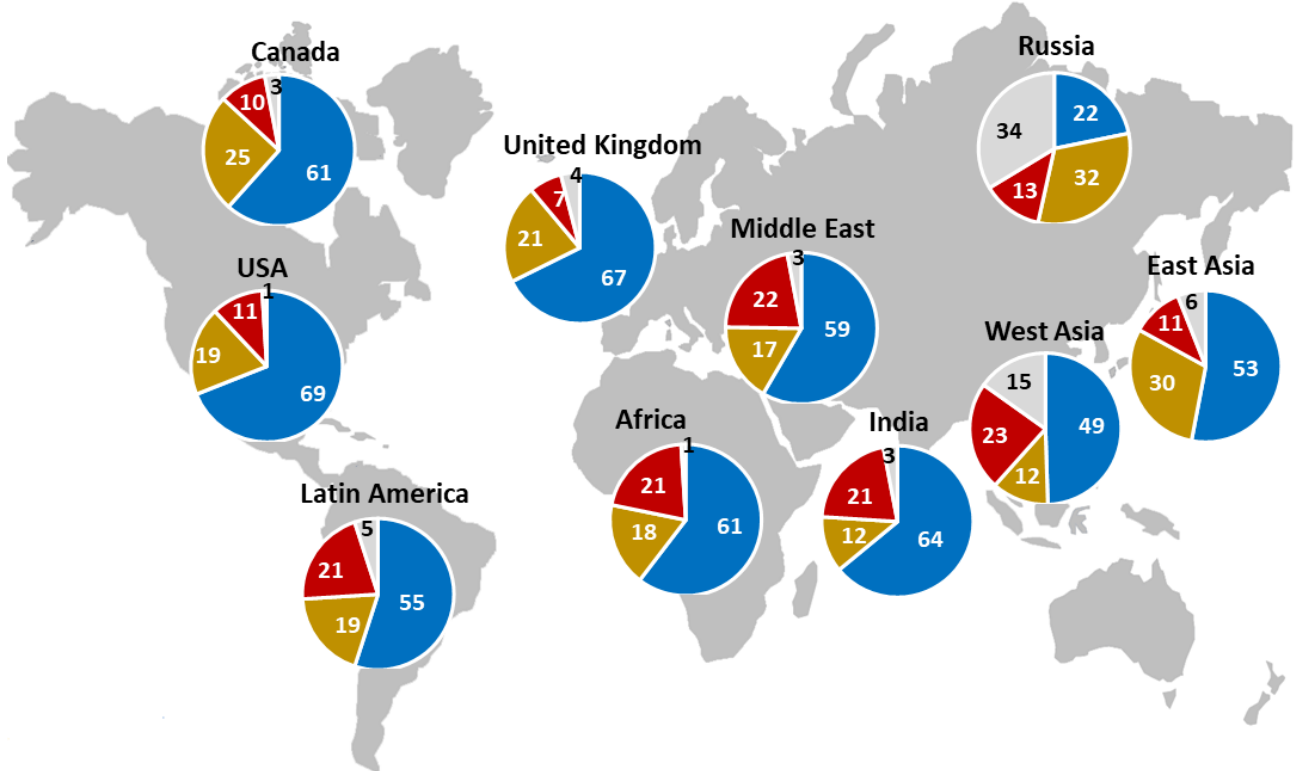
Disagree = Strongly disagree + Disagree

Minor deviations due to rounding are possible

DEMOCRACY

Do you agree or disagree with the statement:

"Democracy may have its flaws, but it is the best system of governance"



Definitions:

Agree = Strongly agree + Agree

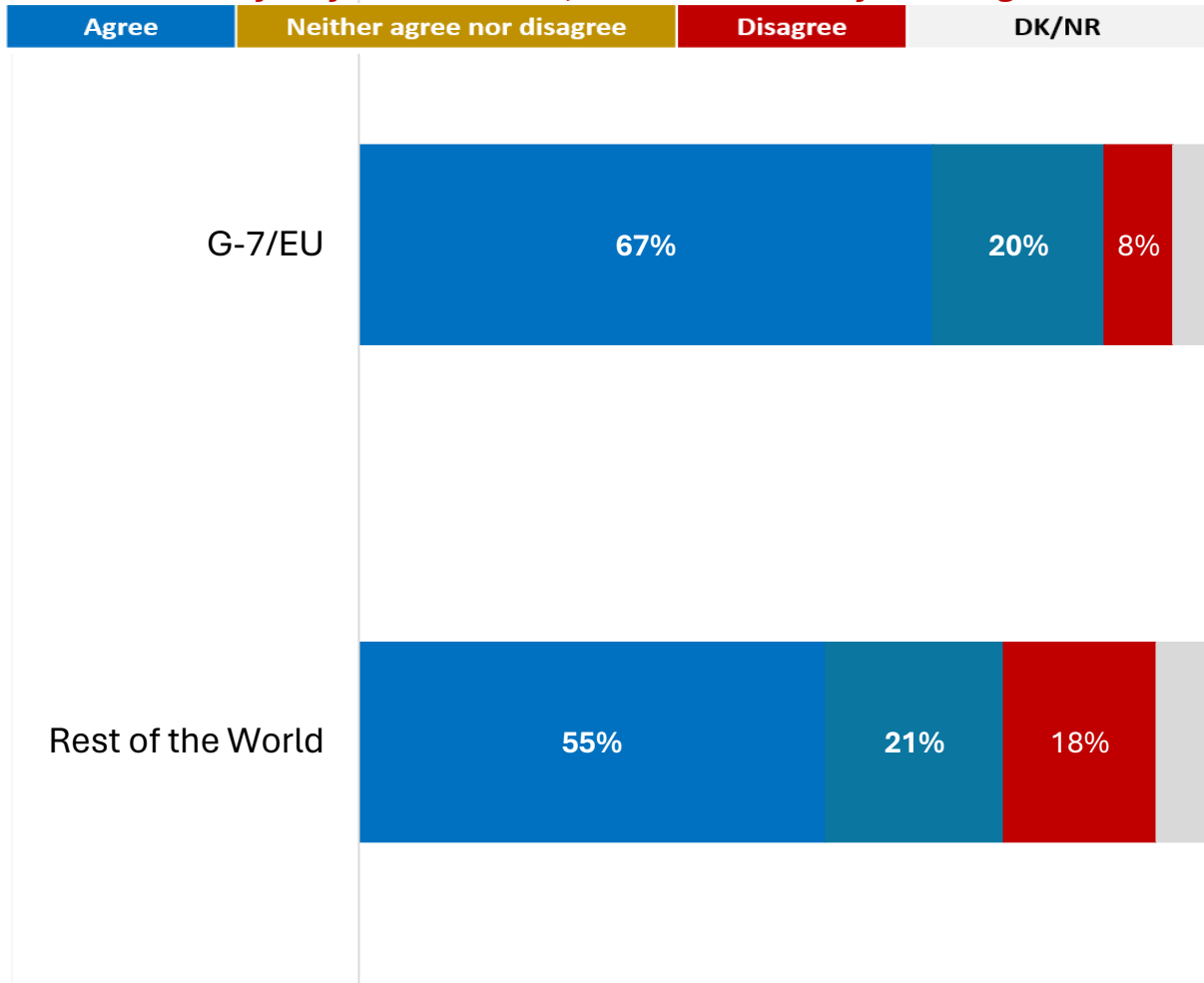
Disagree = Strongly disagree + Disagree

Minor deviations due to rounding are possible

DEMOCRACY

Do you agree or disagree with the statement:

"Democracy may have its flaws, but it is the best system of governance"

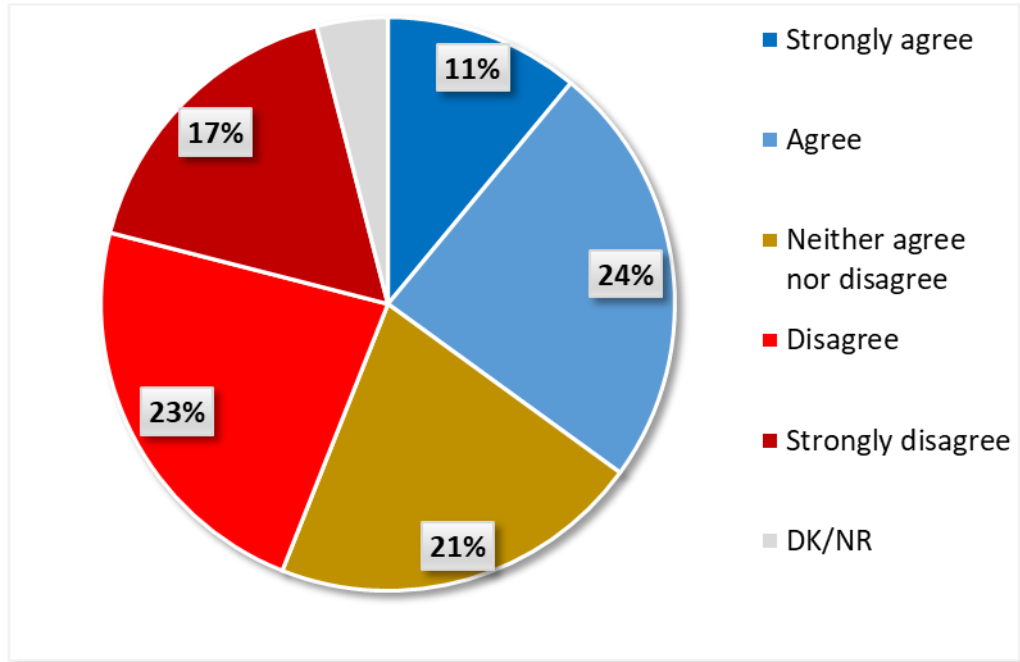


WILL OF THE PEOPLE

Do you agree or disagree with the statement:
"My country is ruled by the will of the people"

AGREE (STRONGLY AGREE + AGREE) – 35%

DISAGREE (STRONGLY DISAGREE + DISAGREE) – 40%



TOP 5 AGREE (Strongly Agree + Agree)	TOP 5 DISAGREE (Strongly Disagree + Disagree)
INDIA: 68%	BOSNIA & HERZEGOVINA: 73%
AFGHANISTAN/SWEDEN: 61%	PAKISTAN: 66%
KOSOVO: 58%	BULGARIA: 61%
SWITZERLAND: 57%	GEORGIA/ROMANIA: 56%
INDONESIA: 55%	MOLDOVA: 55%

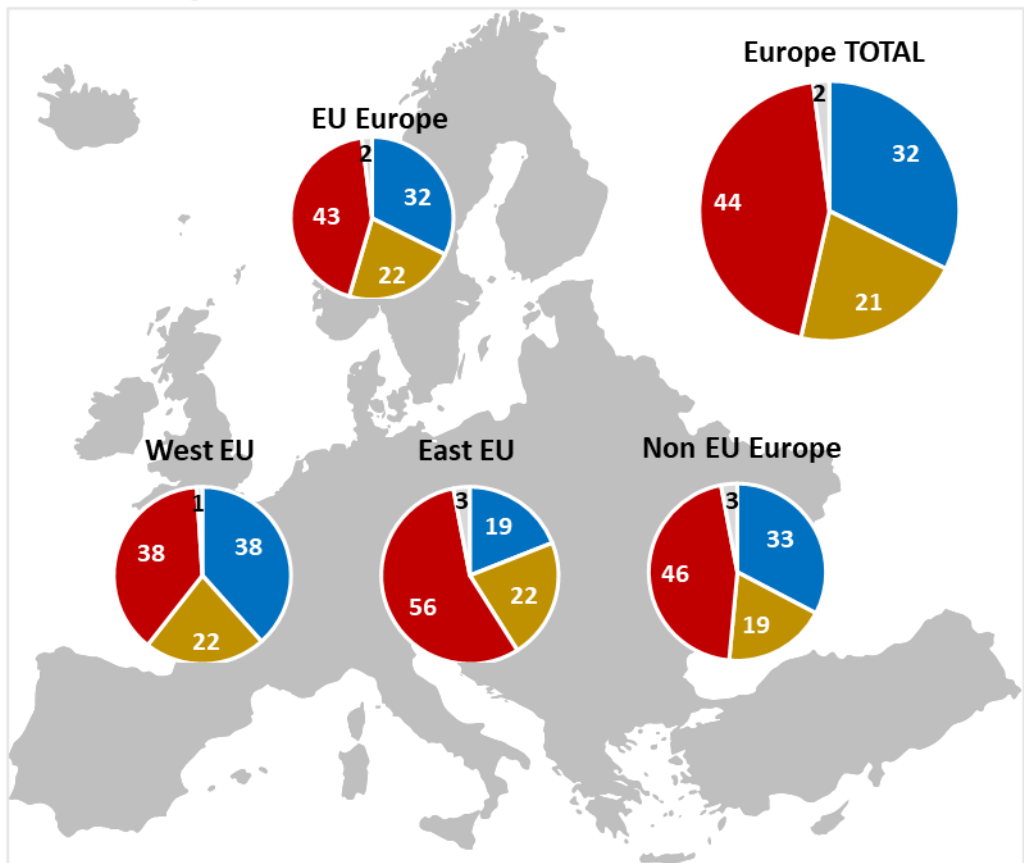
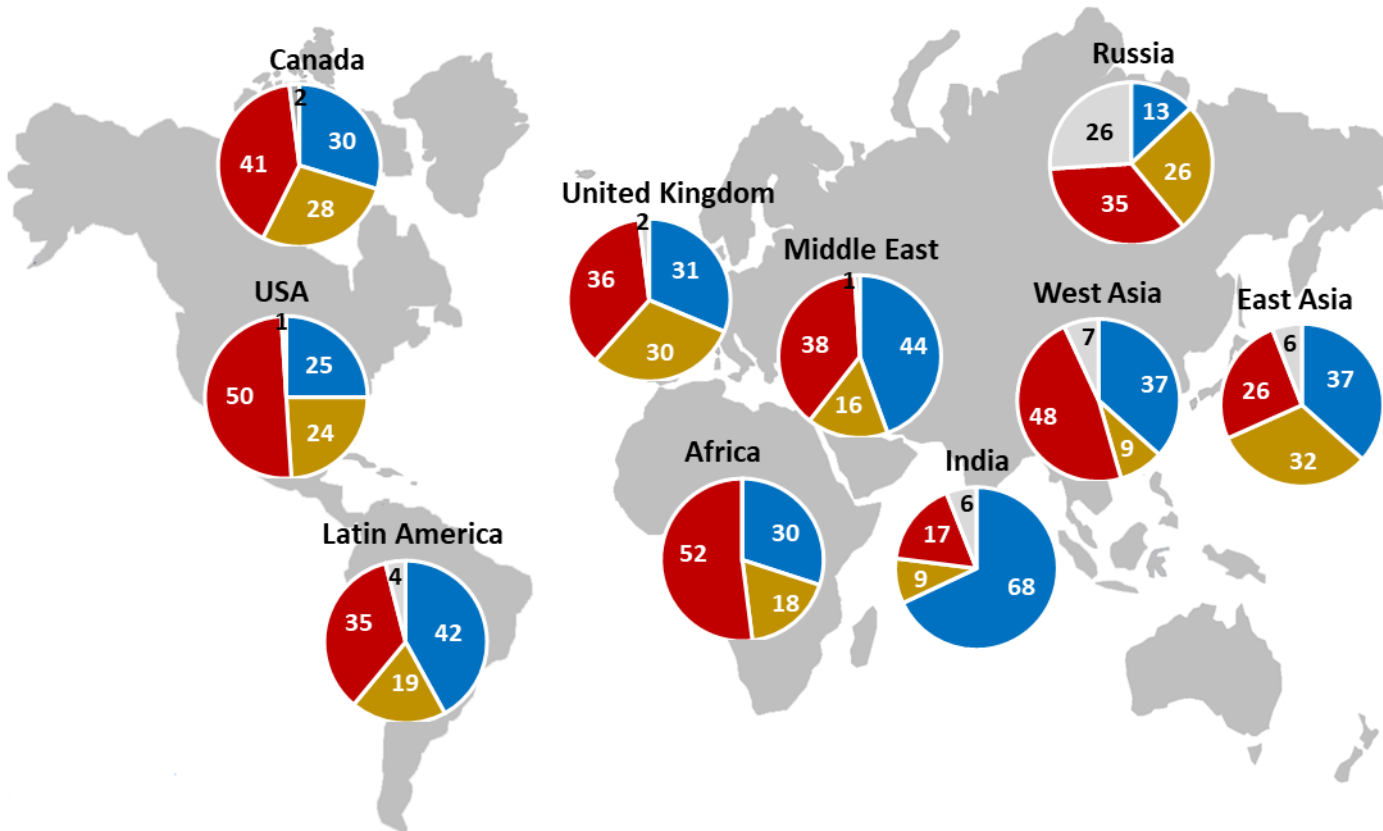
Definitions:

Agree = Strongly agree + Agree

Disagree = Strongly disagree + Disagree

WILL OF THE PEOPLE

Do you agree or disagree with the statement:
"My country is ruled by the will of the people"



Definitions:

Agree = Strongly agree + Agree

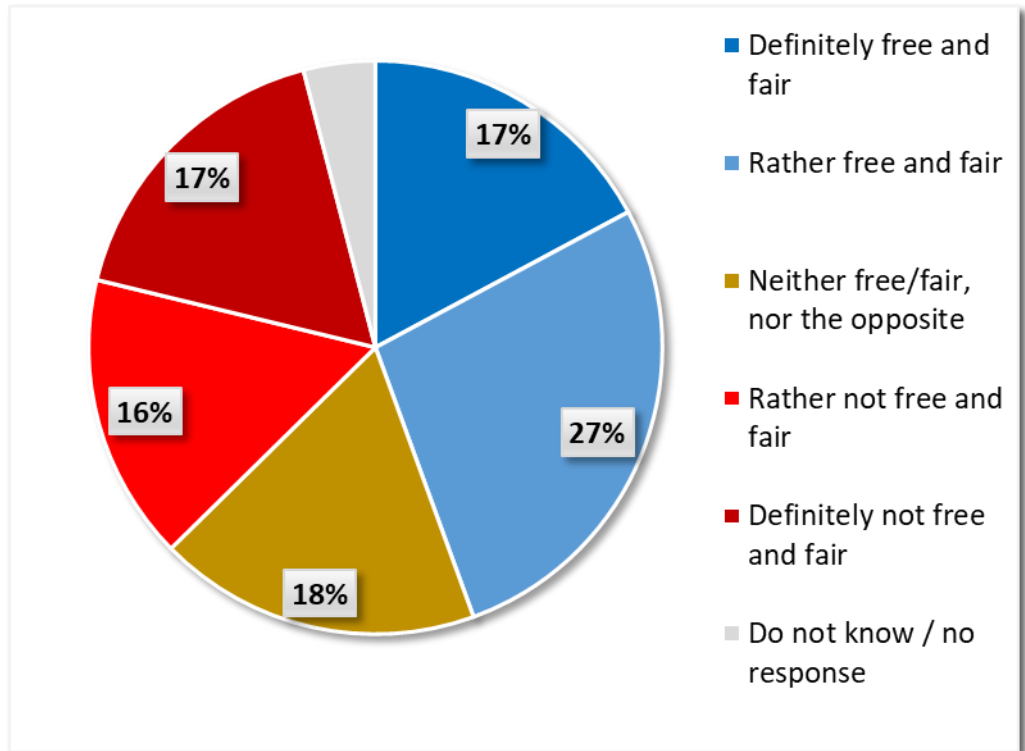
Disagree = Strongly disagree + Disagree

Minor deviations due to rounding are possible

FREE AND FAIR ELECTIONS

Do you feel the elections in your country are free and fair?

<p>FREE AND FAIR (Definitely free and fair + Rather free and fair) – 44%</p>	<p>NOT FREE AND FAIR (Rather not free and fair + Definitely not free and fair) – 33%</p>
---	---



TOP 5 FREE AND FAIR (Definitely free and fair + Rather free and fair)	TOP 5 NOT FREE AND FAIR (Rather not free and fair + Definitely not free and fair)
SWEDEN: 88%	BOSNIA & HERZEGOVINA: 75%
PORTUGAL: 77%	NIGERIA: 71%
SWITZERLAND: 76%	IRAQ: 63%
GERMANY: 73%	KENYA: 57%
KOSOVO: 69%	BULGARIA/KAZAKHSTAN: 49%

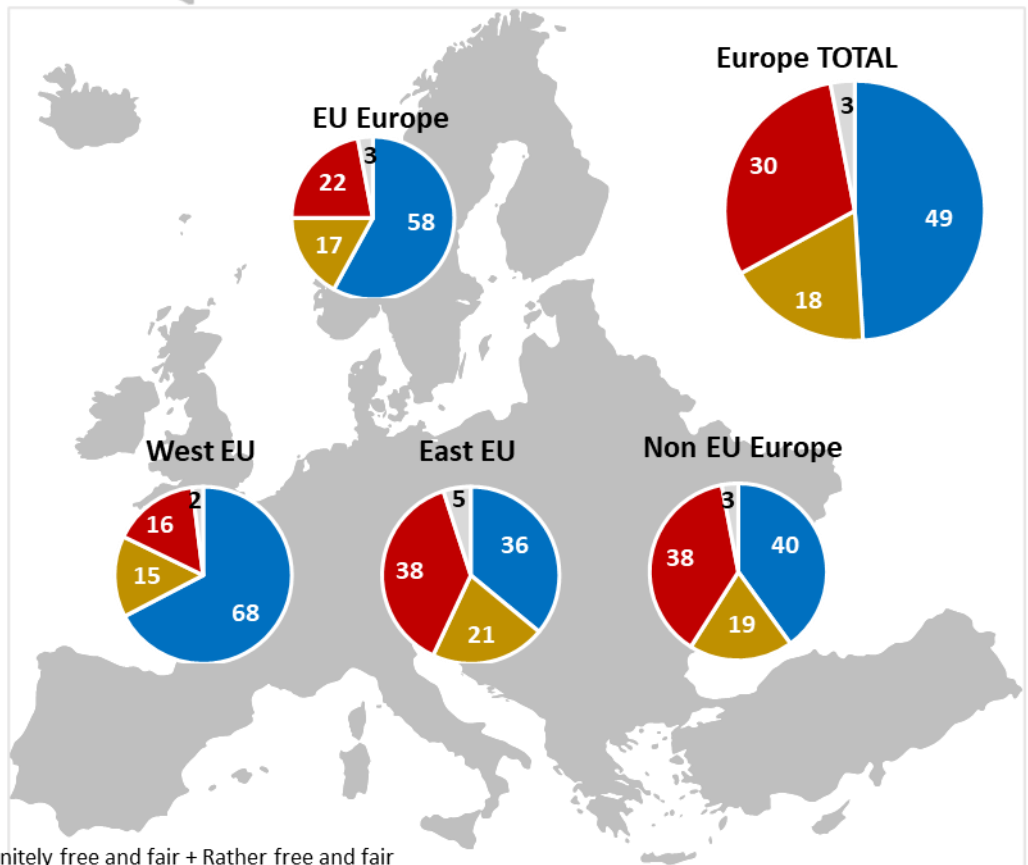
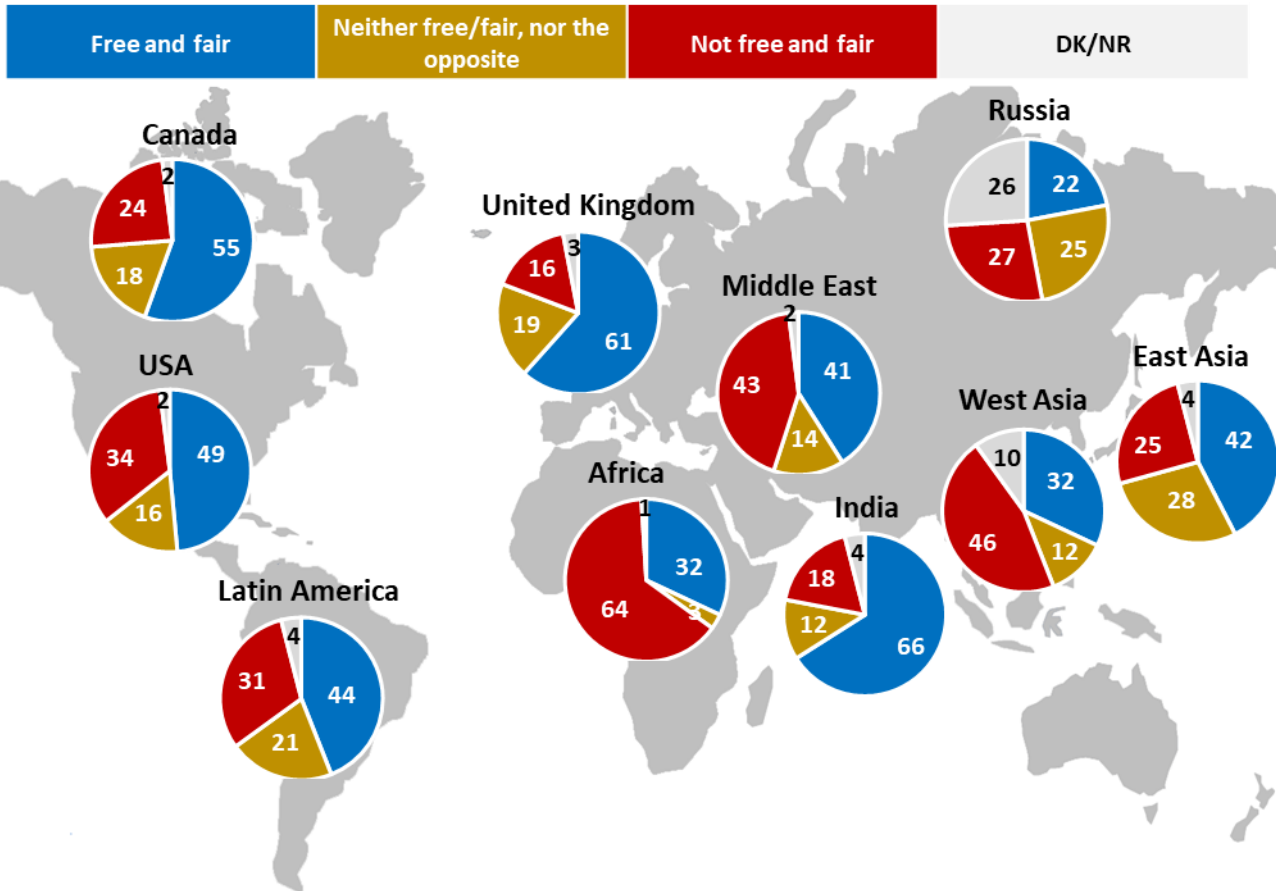
Definitions:

Free and fair = Definitely free and fair + Rather free and fair

Not free and fair = Definitely not free and fair + Rather not free and fair

FREE AND FAIR ELECTIONS

Do you feel the elections in your country are free and fair?



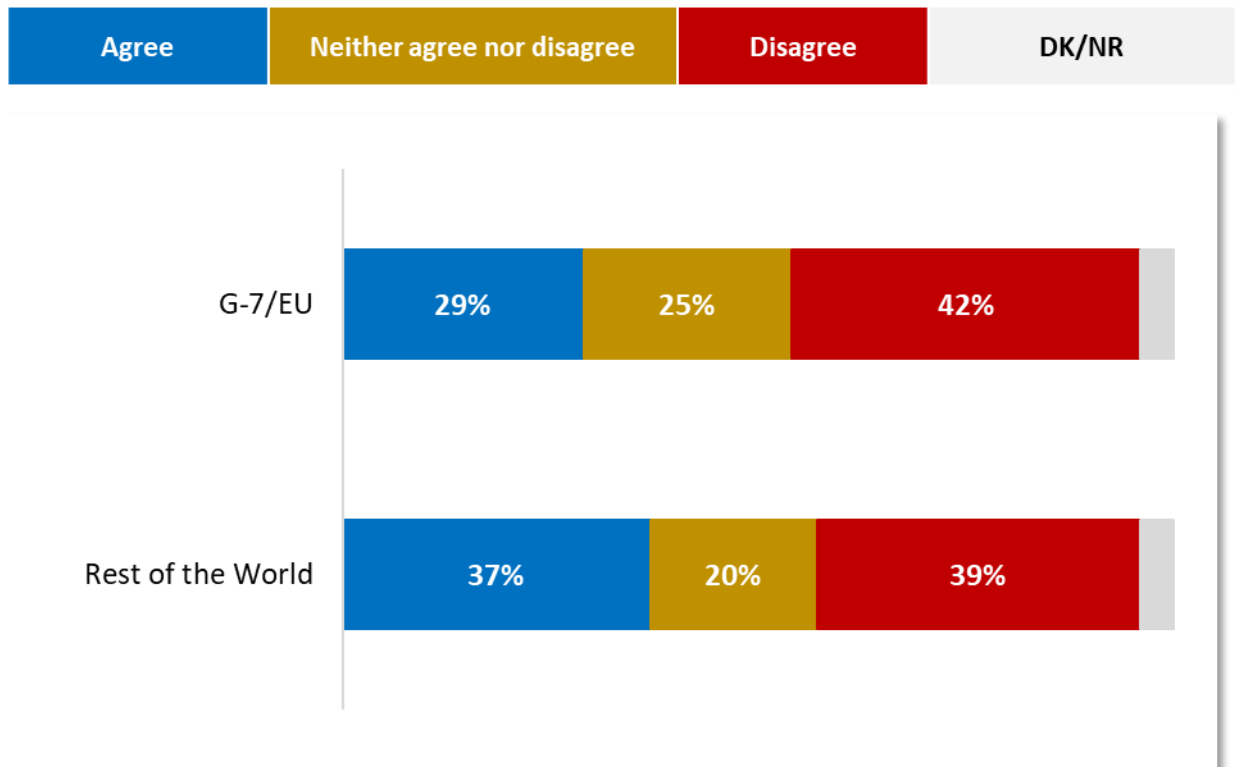
Definitions:

Free and fair = Definitely free and fair + Rather free and fair

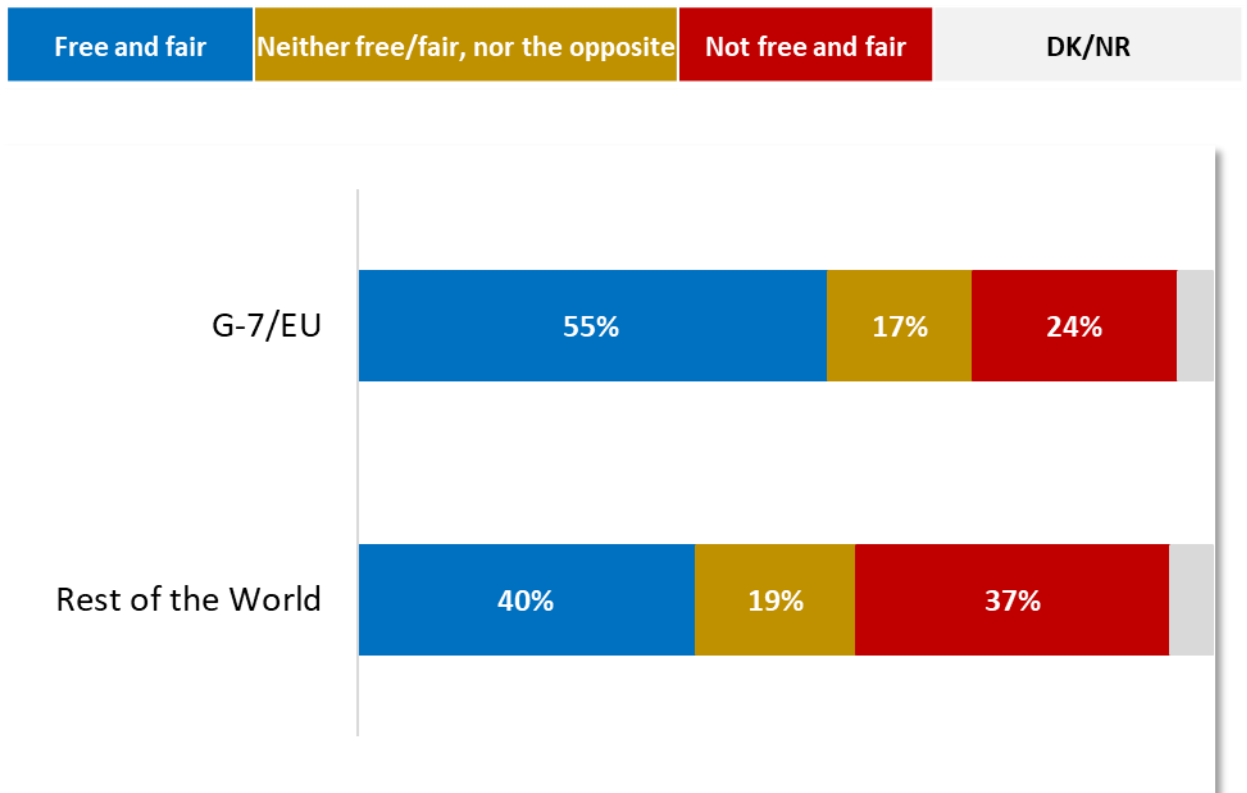
Not free and fair = Definitely not free and fair + Rather not free and fair

Minor deviations due to rounding are possible

**Do you agree or disagree with the statement:
"My country is ruled by the will of the people"**



Do you feel the elections in your country are free and fair?



Minor deviations due to rounding are possible

(Countries presented in alphabetical order)

Country	Strongly Agree	Agree	Neither agree nor disagree	Disagree	Strongly disagree	DK/NR
Global Average	23%	36%	21%	9%	5%	6%
AFGHANISTAN	31%	35%	5%	6%	12%	10%
ALBANIA	14%	56%	23%	6%	2%	*
ARGENTINA	23%	34%	18%	6%	8%	11%
ARMENIA	29%	23%	26%	7%	13%	3%
AUSTRIA	43%	34%	14%	3%	3%	3%
BOSNIA & HERZEGOVINA	13%	33%	33%	17%	2%	2%
BULGARIA	17%	34%	24%	12%	7%	7%
CANADA	27%	34%	25%	5%	5%	3%
ECUADOR	15%	36%	23%	16%	3%	7%
GEORGIA	29%	29%	16%	14%	3%	9%
GERMANY	42%	34%	14%	5%	3%	3%
HONG KONG	13%	41%	32%	8%	2%	5%
INDIA	28%	36%	12%	13%	8%	3%
INDONESIA	21%	48%	21%	6%	2%	2%
IRAN	28%	34%	20%	6%	2%	9%
IRAQ	25%	27%	13%	16%	18%	1%
ITALY	32%	39%	23%	5%	1%	*
JAPAN	4%	33%	34%	5%	2%	21%

Minor deviations due to rounding are possible

Do you agree or disagree with the statement: "Democracy may have its flaws,"

(Countries presented in alphabetical order)

Country	Strongly Agree	Agree	Neither agree nor disagree	Disagree	Strongly disagree	DK/NR
KAZAKHSTAN	17%	25%	22%	9%	6%	21%
KENYA	24%	40%	10%	16%	10%	1%
KOSOVO	20%	53%	7%	5%	3%	12%
NORTH MACEDONIA	11%	37%	30%	13%	4%	5%
MALAYSIA	14%	44%	35%	5%	2%	1%
MEXICO	18%	49%	14%	13%	4%	2%
MOLDOVA	15%	29%	18%	16%	16%	6%
NIGERIA	18%	39%	27%	13%	2%	1%
PAKISTAN	20%	18%	10%	14%	24%	14%
PERU	12%	33%	21%	25%	6%	3%
PHILIPPINES	7%	45%	31%	11%	2%	5%
POLAND	27%	45%	16%	4%	2%	6%
PORTUGAL	33%	43%	18%	4%	2%	1%
ROMANIA	22%	34%	30%	9%	4%	2%
RUSSIA	8%	14%	32%	8%	5%	34%
SERBIA	11%	36%	30%	16%	4%	3%
REPUBLIC OF KOREA	8%	50%	29%	10%	1%	2%
SPAIN	40%	36%	15%	5%	2%	2%
SWEDEN	65%	20%	7%	2%	2%	4%
SWITZERLAND	36%	39%	16%	3%	2%	3%
SYRIA	22%	42%	18%	12%	5%	1%
THAILAND	10%	42%	26%	12%	7%	2%
UKRAINE	34%	30%	14%	10%	6%	6%
UK	29%	38%	21%	5%	2%	4%
USA	32%	37%	19%	6%	5%	1%

Minor deviations due to rounding are possible

Do you agree or disagree with the statement:

(Countries presented in alphabetical order)

Country	Strongly Agree	Agree	Neither agree nor disagree	Disagree	Strongly disagree	DK/NR
Global Average	11%	24%	21%	23%	17%	4%
AFGHANISTAN	24%	37%	5%	12%	17%	5%
ALBANIA	8%	30%	22%	24%	16%	1%
ARGENTINA	11%	27%	23%	19%	13%	7%
ARMENIA	21%	15%	16%	13%	34%	2%
AUSTRIA	6%	22%	27%	26%	16%	3%
BOSNIA & HERZEGOVINA	3%	8%	14%	49%	24%	1%
BULGARIA	3%	10%	22%	30%	31%	4%
CANADA	7%	23%	28%	25%	16%	2%
ECUADOR	8%	31%	26%	22%	6%	7%
GEORGIA	8%	14%	19%	35%	21%	3%
GERMANY	6%	23%	24%	26%	20%	2%
HONG KONG	7%	17%	30%	23%	19%	4%
INDIA	34%	34%	9%	8%	9%	6%
INDONESIA	19%	36%	26%	16%	2%	1%
IRAN	13%	29%	32%	13%	10%	4%
IRAQ	29%	15%	5%	19%	31%	*
ITALY	7%	26%	33%	22%	11%	1%
JAPAN	1%	15%	39%	16%	7%	22%

Minor deviations due to rounding are possible

Do you agree or disagree with the statement:

(Countries presented in alphabetical order)

Country	Strongly Agree	Agree	Neither agree nor disagree	Disagree	Strongly disagree	DK/NR
KAZAKHSTAN	14%	13%	14%	20%	29%	11%
KENYA	14%	27%	9%	23%	27%	1%
KOSOVO	13%	45%	9%	17%	8%	9%
NORTH MACEDONIA	1%	13%	29%	38%	15%	4%
MALAYSIA	11%	33%	38%	13%	4%	1%
MEXICO	16%	35%	13%	22%	13%	1%
MOLDOVA	8%	20%	14%	26%	29%	2%
NIGERIA	4%	16%	27%	31%	22%	*
PAKISTAN	9%	11%	9%	12%	54%	4%
PERU	9%	30%	16%	32%	10%	3%
PHILIPPINES	7%	45%	26%	16%	2%	4%
POLAND	8%	17%	20%	28%	22%	5%
PORTUGAL	9%	28%	22%	28%	13%	*
ROMANIA	6%	14%	24%	28%	28%	1%
RUSSIA	3%	10%	26%	21%	14%	26%
SERBIA	9%	25%	24%	23%	17%	2%
REPUBLIC OF KOREA	1%	33%	34%	24%	6%	2%
SPAIN	18%	21%	14%	26%	21%	1%
SWEDEN	12%	49%	16%	15%	7%	1%
SWITZERLAND	13%	44%	24%	13%	5%	2%
SYRIA	19%	27%	17%	20%	16%	1%
THAILAND	9%	30%	25%	20%	13%	2%
UKRAINE	21%	23%	17%	19%	17%	3%
UK	7%	24%	30%	25%	11%	2%
USA	9%	16%	24%	30%	20%	1%

Minor deviations due to rounding are possible

Do you feel the elections in your country are free and fair?
(Countries presented in alphabetical order)

Country	Definitely free and fair	Rather free and fair	Neither free/fair, nor the opposite	Rather not free and fair	Definitely not free and fair	DK/NR
Global Average	17%	27%	18%	16%	17%	4%
AFGHANISTAN	23%	18%	5%	7%	37%	10%
ALBANIA	6%	24%	37%	13%	19%	1%
ARGENTINA	14%	43%	17%	13%	6%	6%
ARMENIA	25%	22%	16%	12%	23%	2%
AUSTRIA	26%	42%	12%	10%	7%	3%
BOSNIA & HERZEGOVINA	2%	7%	15%	30%	45%	1%
BULGARIA	2%	19%	20%	28%	21%	10%
CANADA	23%	32%	18%	13%	11%	2%
ECUADOR	12%	36%	26%	12%	9%	6%
GEORGIA	15%	20%	15%	15%	30%	5%
GERMANY	37%	36%	12%	7%	4%	3%
HONG KONG	7%	22%	25%	15%	25%	6%
INDIA	39%	27%	12%	6%	12%	4%
INDONESIA	35%	24%	24%	6%	8%	3%
IRAN	19%	41%	17%	9%	10%	5%
IRAQ	6%	16%	13%	21%	42%	2%
ITALY	9%	35%	34%	14%	7%	2%
JAPAN	5%	30%	23%	17%	9%	15%

Minor deviations due to rounding are possible

Do you feel the elections in your country are free and fair?
(Countries presented in alphabetical order)

Country	Definitely free and fair	Rather free and fair	Neither free/fair, nor the opposite	Rather not free and fair	Definitely not free and fair	DK/NR
KAZAKHSTAN	11%	14%	14%	16%	33%	11%
KENYA	20%	16%	6%	22%	35%	2%
KOSOVO	45%	24%	6%	9%	9%	6%
NORTH MACEDONIA	1%	19%	31%	34%	11%	4%
MALAYSIA	14%	34%	33%	13%	6%	1%
MEXICO	10%	43%	12%	24%	10%	1%
MOLDOVA	16%	18%	18%	16%	30%	3%
NIGERIA	2%	26%	-	28%	43%	*
PAKISTAN	15%	13%	18%	13%	32%	10%
PERU	11%	13%	30%	22%	21%	3%
PHILIPPINES	10%	38%	27%	18%	4%	3%
POLAND	15%	34%	20%	17%	10%	5%
PORTUGAL	36%	41%	11%	7%	5%	1%
ROMANIA	10%	26%	23%	23%	17%	2%
RUSSIA	8%	14%	25%	12%	15%	26%
SERBIA	18%	21%	18%	19%	20%	5%
REPUBLIC OF KOREA	3%	46%	33%	15%	2%	1%
SPAIN	26%	31%	16%	15%	9%	2%
SWEDEN	52%	36%	5%	5%	3%	1%
SWITZERLAND	29%	47%	12%	7%	3%	2%
SYRIA	22%	24%	13%	20%	19%	1%
THAILAND	5%	20%	25%	31%	17%	1%
UKRAINE	16%	33%	28%	11%	11%	1%
UK	25%	36%	19%	9%	7%	3%
USA	23%	26%	16%	15%	19%	2%

Minor deviations due to rounding are possible